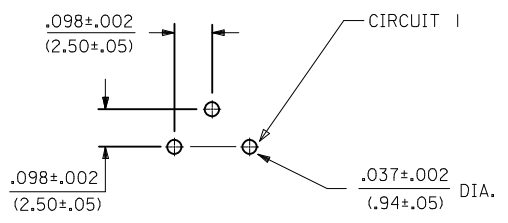


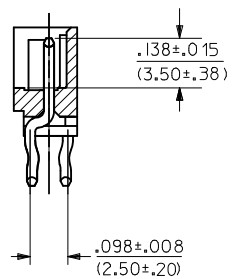
CIRCUIT I



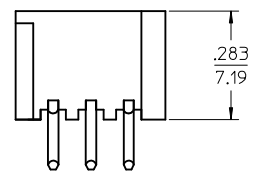
PCB HOLE LAYOUT: COMPONENT SIDE  
RECOMMENDED PCB THICKNESS: .062 (1.57)

NOTES:

1. MATERIAL: HEADER: GLASS-FILLED POLYESTER, UL94V-0, COLOR: WHITE  
PIN : BRASS
2. FINISH:  
.000100/(0.00254) MIN. TIN OVER  
.000050/(0.00127) MIN. NICKEL UNDERPLATE.
3. PRODUCT SPECIFICATION: PS-42219-0001.
4. PACKAGING SPECIFICATION: PK-42249-0001
5. ALL PINS ARE KINKED.
6. THIS PART CONFORMS TO CLASS B REQUIREMENTS OF COSMETIC SPECIFICATION PS-45499-002.



SECTION C-C



ADD PK SPEC EC NO: UCP2013-2919 DRAWN: KIPPER 2013/01/17 CHKD: BANDERSON 2013/01/17 APPR: FSMITH 2013/01/29	QUALITY SYMBOLS	GENERAL TOLERANCES (UNLESS SPECIFIED)		DIMENSION STYLE IN/MM		SCALE 4:1	DESIGN UNITS METRIC	THIRD ANGLE PROJECTION	
	▽=0	4 PLACES ± ---	± ---	DRAWN BY ELHAG	DATE 2005/03/05	TITLE 2.5 MM HEADER ASSEMBLY (STAGGERED PINS) 3 CKT			
	▽=0	3 PLACES ± ---	± .010	CHECKED BY ELHAG	DATE 2005/03/05				
	▽=0	2 PLACES ± 0.25	± .014	APPROVED BY FSMITH		DATE 2005/03/07	molex DOCUMENT NO. SD-42249-001 SHEET NO. 1 OF 1		
▽=0	1 PLACE ± 0.36	± ---	MATERIAL NO. 42249-1000						
REV B2	DESCRIPTION	ANGULAR ±1/2° DRAFT WHERE APPLICABLE MUST REMAIN WITHIN DIMENSIONS		SIZE C		THIS DRAWING CONTAINS INFORMATION THAT IS PROPRIETARY TO MOLEX INCORPORATED AND SHOULD NOT BE USED WITHOUT WRITTEN PERMISSION			