


# XB4BK124G5

Harmony XB4, Illuminated selector switch, metal, red, Ø22, 2 positions, stay put, 110...120 V AC, 1 NO + 1 NC



## Main

|                               |  |
|-------------------------------|--|
| Range of Product              | Harmony XB4  |
| Product or Component Type     | Illuminated selector switch  |
| Device short name             | XB4  |
| Bezel material                | Chromium plated metal  |
| Fixing collar material        | Zamak  |
| Head type                     | Standard   |
| Mounting diameter             | 0.87 in (22 mm)  |
| Sale per indivisible quantity | 1  |
| Shape of signaling unit head  | Round  |
| Type of operator              | Stay put   |
| Operator profile              | Red standard handle  |
| Operator position information | 2 positions 90°  |
| Contacts type and composition | 1 NO + 1 NC  |
| Contact operation             | Slow-break   |
| Connections - terminals       | Screw clamp terminals, <= 2 x 1.5 mm <sup>2</sup> with cable end EN/IEC 60947-1<br>Screw clamp terminals, >= 1 x 0.22 mm <sup>2</sup> without cable end EN/IEC 60947-1 |
| Light source                  | Protected LED  |
| Bulb base                     | Integral LED   |
| [Us] rated supply voltage     | 110...120 V AC 50/60 Hz  |

## Complementary

|   |   |
|---|---|
| Height                                      | 1.85 in (47 mm)   |
| Width                                       | 1.18 in (30 mm)   |
| Depth                                       | 2.68 in (68 mm)   |
| Terminals description ISO n°1               | (21-22)NC<br>(13-14)NO  |
| Net Weight                                  | 0.24 lb(US) (0.111 kg)  |
| Resistance to high pressure washer          | 1015.26 psi (7000000 Pa) 131 °F (55 °C) 0.1 m   |
| Contacts usage                              | Standard contacts   |
| Positive opening                            | With EN/IEC 60947-5-1 appendix K  |
| Operating torque                            | 1.24 lbf.in (0.14 N.m) NO changing electrical state                                       |
| Mechanical durability                       | 1000000 cycles  |
| Tightening torque                           | 7.08...10.62 lbf.in (0.8...1.2 N.m) EN 60947-1  |
| Shape of screw head                         | Cross Philips no 1<br>Cross pozidriv No 1<br>Slotted flat Ø 4 mm<br>Slotted flat Ø 5.5 mm |
| Contacts material                           | Silver alloy (Ag/Ni)  |
| Short-circuit protection                    | 10 A cartridge fuse gG EN/IEC 60947-5-1   |
| [Ith] conventional free air thermal current | 10 A EN/IEC 60947-5-1   |
| [Ui] rated insulation voltage               | 600 V 3)EN 60947-1  |

|  |   |
|--|---|
| [Uimp] rated impulse withstand voltage | 6 kV EN 60947-1   |
| [Ie] rated operational current         | 3 A 240 V, AC-15, A600 EN/IEC 60947-5-1<br>6 A 120 V, AC-15, A600 EN/IEC 60947-5-1<br>0.1 A 600 V, DC-13, Q600 EN/IEC 60947-5-1<br>0.27 A 250 V, DC-13, Q600 EN/IEC 60947-5-1<br>0.55 A 125 V, DC-13, Q600 EN/IEC 60947-5-1<br>1.2 A 600 V, AC-15, A600 EN/IEC 60947-5-1  |
| Electrical durability                  | 1000000 Cycles, AC-15, 2 A 230 V 3600 cyc/h 0.5 EN 60947-5-1 appendix C<br>1000000 Cycles, AC-15, 3 A 120 V 3600 cyc/h 0.5 EN 60947-5-1 appendix C<br>1000000 Cycles, AC-15, 4 A 24 V 3600 cyc/h 0.5 EN 60947-5-1 appendix C<br>1000000 Cycles, DC-13, 0.2 A 110 V 3600 cyc/h 0.5 EN 60947-5-1 appendix C<br>1000000 cycles, DC-13, 0.5 A 24 V 3600 cyc/h 0.5 EN 60947-5-1 appendix C |
| Electrical reliability                 | $\Lambda < 10\exp(-6)$ 5 V 1 mA in clean environment EN/IEC 60947-5-4<br>$\Lambda < 10\exp(-8)$ 17 V 5 mA in clean environment EN/IEC 60947-5-4   |
| Signalling type                        | Steady  |
| Supply voltage limits                  | 100...132 V AC  |
| Current Consumption                    | 14 mA   |
| Service life                           | 100000 h at rated voltage and 25 °C   |
| Surge withstand                        | 1 kV IEC 61000-4-5  |
| Device presentation                    | Complete product  |

## Environment

|                                       |   |
|---------------------------------------|---|
| Protective treatment                  | TH  |
| Ambient Air Temperature for Storage   | -40...158 °F (-40...70 °C)  |
| Ambient air temperature for operation | -40...158 °F (-40...70 °C)  |
| Electrical shock protection class     | Class I IEC 60536   |
| IP degree of protection               | IP66 IEC 60529<br>IP67<br>IP69<br>IP69K   |
| NEMA degree of protection             | NEMA 13<br>NEMA 4X  |
| IK degree of protection               | IK06 IEC 50102  |
| Standards                             | EN/IEC 60947-5-4<br>EN/IEC 60947-1<br>JIS C8201-5-1<br>UL 508<br>EN/IEC 60947-5-5<br>CSA C22.2 No 14<br>EN/IEC 60947-5-1<br>JIS C8201-1 |
| Product Certifications                | UL<br>BV<br>GL<br>LROS (Lloyds register of shipping)<br>CSA<br>DNV  |
| Vibration resistance                  | 5 gn 2...500 Hz)IEC 60068-2-6   |
| Shock resistance                      | 30 gn 18 ms) half sine wave acceleration IEC 60068-2-27<br>50 gn 11 ms) half sine wave acceleration IEC 60068-2-27                      |
| Resistance to fast transients         | 2 kV IEC 61000-4-4  |
| Resistance to electromagnetic fields  | 9.14 V/m (10 V/m) IEC 61000-4-3   |
| Resistance to electrostatic discharge | 6 KV on contact (on metal parts) IEC 61000-4-2<br>8 kV in free air (in insulating parts) IEC 61000-4-2                                  |
| Electromagnetic emission              | Class B IEC 55011   |

## Ordering and shipping details

|                       |                                     |
|-----------------------|-------------------------------------|
| Category              | 22468 - PUSHBUTTONS,22MM(METAL) NEW |
| Discount Schedule     | CS2                                 |
| GTIN                  | 3389110892239                       |
| Nbr. of units in pkg. | 1                                   |
| Package weight(Lbs)   | 2.82 oz (80 g)                      |
| Returnability         | No                                  |
| Country of origin     | FR                                  |

## Packing Units

|                              |                         |
|------------------------------|-------------------------|
| Unit Type of Package 1       | PCE                     |
| Package 1 Height             | 3.46 in (8.8 cm)        |
| Package 1 width              | 1.34 in (3.4 cm)        |
| Package 1 Length             | 2.13 in (5.4 cm)        |
| Unit Type of Package 2       | S02                     |
| Number of Units in Package 2 | 50                      |
| Package 2 Weight             | 13.13 lb(US) (5.955 kg) |
| Package 2 Height             | 5.91 in (15 cm)         |
| Package 2 width              | 11.81 in (30 cm)        |
| Package 2 Length             | 15.75 in (40 cm)        |

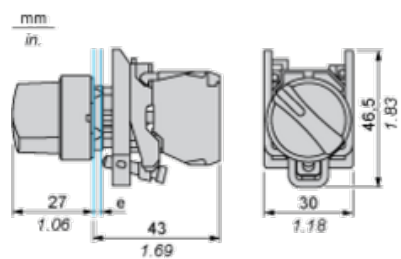
## Offer Sustainability

|                            |   |
|----------------------------|---|
| Sustainable offer status   | Green Premium product   |
| California proposition 65  | WARNING: This product can expose you to chemicals including: Lead and lead compounds, which is known to the State of California to cause cancer and birth defects or other reproductive harm. For more information go to <a href="http://www.P65Warnings.ca.gov">www.P65Warnings.ca.gov</a> |
| REACH Regulation           | <a href="#">REACH Declaration</a>   |
| REACH free of SVHC         | Yes   |
| EU RoHS Directive          | Pro-active compliance (Product out of EU RoHS legal scope) <a href="#">EU RoHS Declaration</a>  |
| Mercury free               | Yes   |
| RoHS exemption information | <a href="#">Yes</a>   |
| China RoHS Regulation      | <a href="#">China RoHS Declaration</a>  |
| Environmental Disclosure   | <a href="#">Product Environmental Profile</a>   |
| Circularity Profile        | <a href="#">End Of Life Information</a>   |
| WEEE                       | The product must be disposed on European Union markets following specific waste collection and never end up in rubbish bins.  |

## Contractual warranty

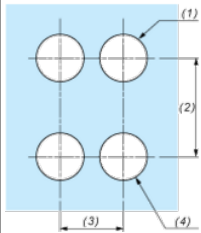
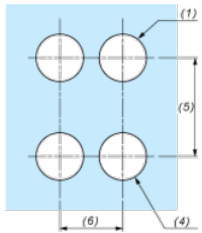
|          |           |
|----------|-----------|
| Warranty | 18 months |
|----------|-----------|

Dimensions



e : clamping thickness: 1 to 6 mm / 0.04 to 0.24 in.

Panel Cut-out for Pushbuttons, Switches and Pilot Lights (Finished Holes, Ready for Installation)

| Connection by Screw Clamp Terminals or Plug-in Connectors or on Printed Circuit Board   | Connection by Faston Connectors  |
|---|--|
|    |  |
| <p>(1) Diameter on finished panel or support</p> <p>(2) 40 mm min. / 1.57 in. min.</p> <p>(3) 30 mm min. / 1.18 in. min.</p> <p>(4) <math>\text{Ø } 22.5 \text{ mm} / 0.89 \text{ in. recommended } (\text{Ø } 22.3 \text{ mm }_0^{+0.4} / 0.88 \text{ in. }_0^{+0.016})</math></p> <p>(5) 45 mm min. / 1.78 in. min.</p> <p>(6) 32 mm min. / 1.26 in. min.</p> |  |