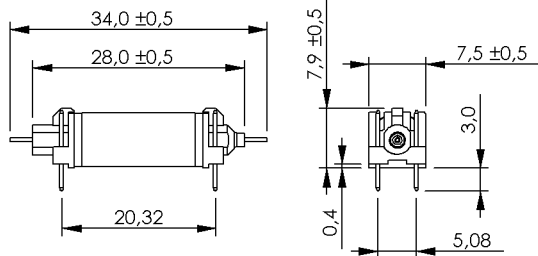
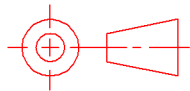


DIMENSIONS (mm)

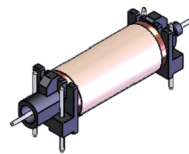
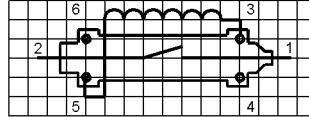


Pins: \varnothing 0.5 mm
 L = 3.0±0.3 mm
 Material: Cu-alloy tinned




dimensions (mm)
 tolerances according to DIN ISO 2768 m

LAYOUT
 pitch 2.54 mm/Top view



MARKING



MEDER-Label
 Type
 Production code,
 EN60062/Factory code

Coil Data at 20 °C	Conditions	Min	Typ	Max	Unit
Coil resistance		540	600	660	Ohm
Coil voltage			5		VDC
Rated power			42		mW
Coil current			8,3		mA
Thermal resistance	max. Relay temperature = operating temperature + self heating		93		K/W
Inductance			140		mH
Pull-In voltage				3,5	VDC
Drop-Out voltage		0,75			VDC

Contact data 66/3	Conditions	Min	Typ	Max	Unit
Contact rating	Any DC combination of V & A not to exceed their individual max.'s			10	W
Switching voltage	DC or Peak AC			200	V
Switching current	DC or Peak AC			0,5	A
Carry current	DC or Peak AC			1	A
Contact resistance static	Measured with 40% overdrive Start Value			150	mOhm
Insulation resistance	RH <45 %, 100 V test voltage	100			TOhm
Breakdown voltage (< 20 AT)	according to IEC 255-5	250			VDC
Operate time incl. bounce	measured with 40% overdrive			0,7	ms
Release time	measured with no coil excitation			0,05	ms
Capacity	@ 10 kHz across open switch		0,2		pF

Special Product Data	Conditions	Min	Typ	Max	Unit
Number of contacts			1		
Contact - form			A - NO		
Dielectric Strength Coil/Contact	according to IEC 255-5	3			kV DC
Insulation resistance Coil/Contact	RH <45%, 100 VDC test voltage	100			TOhm
Capacity Coil/Contact	@ 10 kHz		0,6		pF
Case colour			black		
Housing material			PPE + PS		
Sealing compound			Silicon		
Connection pins			CuSn6, tinned		
Magnetic Shield			no		
Reach / RoHS conformity			yes		

Modifications in the sense of technical progress are reserved



Products for tomorrow...

Europe: +49 / 7731 8399 0 | Email: info@meder.com
USA: +1 / 508 295 0771 | Email: salesusa@meder.com
Asia: +852 / 2955 1682 | Email: salesasia@meder.com

Item No.:
3905171000
Item:
HI05-1A66
HI05-1A71

Environmental data	Conditions	Min	Typ	Max	Unit
Shock	1/2 sine wave duration 11ms			50	g
Vibration	from 10 - 2000 Hz			20	g
Operating temperature		-20		70	°C
Storage temperature		-25		85	°C
Soldering temperature	wave soldering max. 5 sec.			260	°C
Washability					fully sealed

General data	Conditions	Min	Typ	Max	Unit
Total weight			2,9		g
Packaging					Styrofoam tray, ESD neutral 100 pcs./each

Modifications in the sense of technical progress are reserved

Designed at: 12.11.08 Designed by: MPOTUZAK
Last Change at: 08.03.10 Last Change by: KOLBRICH

Approval at: 27.11.08 Approval by: DSTASTNY
Approval at: 08.03.10 Approval by: KOLBRICH

Version: 05