


Part Number: 38 Series

**General Purpose - 1 Form A / 2 Form A - PhotoDMOS Relays
Product Data Sheet**

600 VOLTS

PICTURE



Drawings not to scale. All dimensions in mm nominal. Pitch: 2.54 mm

✓RoHS Compliant

ORDERING INFORMATION

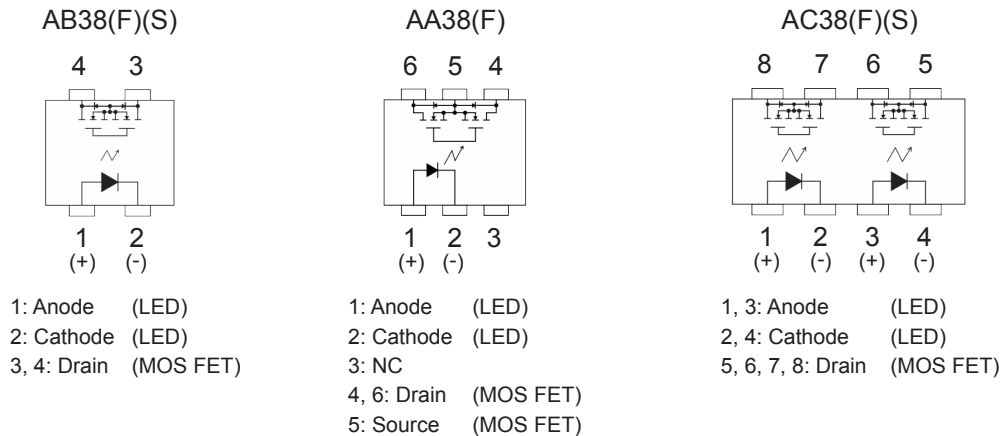
FEATURES

Body Style	Series	Options
AB = 4 pin AA = 6 pin AC = 8 pin	38	F = SMD S = SOP R1 = Tape & Reel (SMD / SOP Only) H = 5KV I/O BV (DIP / SMD Only) H = 3.75KV I/O BV (SOP Only)

- **TOWARD** PhotoDMOS Relays
- 600 Volt, 80 mA
- On-Resistance: 40 Ω (typical)
- I/O Breakdown Voltage: SOP 1500 Vrms Min.
DIP / SMD 3750 Vrms Min.
- Optional High I/O BV: SOP 3750 Vrms Min.
DIP / SMD 5000 Vrms Min.
- Max LED Current 3.0 mA
- Low Off-State Leakage Current 1.0 μA Max
- UL File E344988

Part Number Example: XX38X-XX
AC38F-R1 = Series 38, 2 Form A, 8 Pin, SMD with tape and reel packaging

SCHEMATIC



As part of the company policy of continued product improvement, specifications may change without notice. Our sales office will be pleased to help you with the latest information on this product range and the details of our full design and manufacturing service. All products are supplied to our standard conditions of sale unless otherwise agreed in writing.

Phone: (1) 973 777 6900

www.comus-intl.com

Fax: (1) 973 777 8405

Belgium: + 32 (0)12 390400 - Comus Europe Ltd (Assemtech) UK: +44 (0) 1255 862236 - Germany: +49 (0)911 923 15 943 - Netherlands: +31(0)45 54 39 345 - India: +(91) (44) 43219090

©2016 Copyright Comus International, 454 Allwood Road, Clifton NJ 07012, USA

Rev: 0 - Date: June/16/2016 - Signature: BR

An ISO 9001 Certified Company

Part Number: 38 Series

General Purpose - 1 Form A / 2 Form A - PhotoDMOS Relays

Product Data Sheet

600 VOLTS

ABSOLUTE MAXIMUM RATINGS (Ambient Temperature: 25°C)

ITEM		SYMBOL	VALUE				
OUTLINE PACKAGE			SOP 4/8		DIP 4/8 SMD 4/8		DIP 6 SMD 6
			1CH	2CH	1CH	2CH	1CH
Input	Continuous LED Current	I _F	50 mA				
	Peak LED Current (f=100 Hz, duty=1%)	I _{FP}	500 mA				
	LED Reverse Voltage	V _R	5 V				
	Input Power Dissipation	P _{In}	75 mW				
Output	Load Voltage	V _L	600 V (AC peak or DC)				
	Load Current (mA)	I _L	70	60	80	70	80
	Peak Load Current (1 ms, 1 shot) (mA)	I _{Peak}	200	200	200	200	200
	Output Power Dissipation (mW)	P _{Out}	300	450	450	600	450
Total Power Dissipation (mW)		P _T	350	500	500	650	500
I/O Breakdown Voltage (Vrms)		V _{I/O}	1500	1500	3750	3750	3750
Operating Temperature		T _{Opr}	-40° +85°C				
Storage Temperature		T _{Stg}	-40° +100°C				

ELECTRICAL SPECIFICATIONS (Ambient Temperature: 25°C)

ITEM	SYMBOL	MIN	TYP	MAX	UNITS	CONDITIONS
Input	LED Forward Voltage	V _F	1.0	1.17	1.5	V I _F = 10mA
	Operation LED Current	I _{F On}		1.0	3.0	mA
	Recovery LED Voltage	V _{F Off}	0.5	1.0		V
Output	On-Resistance Drain to Drain	R _{On}		40	60	Ω I _F = 5mA I _L = Rating Time to flow is within 1 sec.
	Off-State Leakage Current	I _{Leak}			1.0	μA V _L = 600V
	Output Capacitance	C _{Out}		47		pF V _L = 0V, f = 1MHz
Transmission	Turn-On Time	T _{On}		0.2	0.5	ms I _F = 5mA
	Turn-Off Time	T _{Off}		0.05	0.2	ms I _L = Rating (for SOP type)
	Turn-On Time	T _{On}		0.1	1.0	ms I _F = 10mA
	Turn-Off Time	T _{Off}		0.05	0.5	ms I _L = Rating (for DIP/SMD type)
Coupled	I/O Insulation Resistance	R _{I/O}	10 ⁹			Ω
	I/O Capacitance	C _{I/O}		1.3		pF f = 1MHz

As part of the company policy of continued product improvement, specifications may change without notice. Our sales office will be pleased to help you with the latest information on this product range and the details of our full design and manufacturing service. All products are supplied to our standard conditions of sale unless otherwise agreed in writing.

Phone: (1) 973 777 6900

www.comus-intl.com

Fax: (1) 973 777 8405

Belgium: + 32 (0)12 390400 - Comus Europe Ltd (Assemtech) UK: +44 (0) 1255 862236 - Germany: +49 (0)911 923 15 943 - Netherlands: +31(0)45 54 39 345 - India: +(91) (44) 43219090

©2016 Copyright Comus International, 454 Allwood Road, Clifton NJ 07012, USA

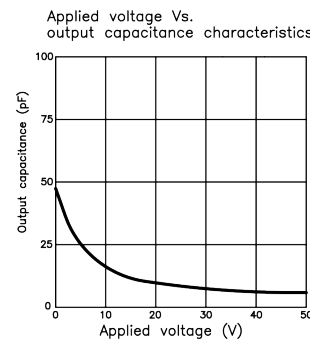
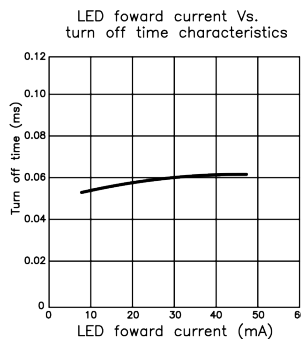
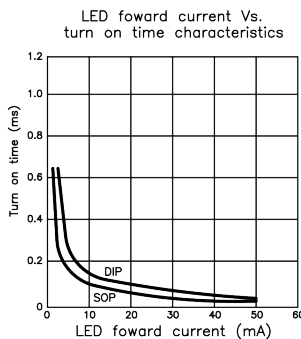
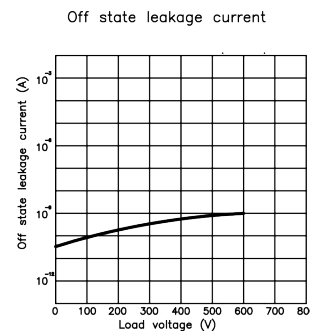
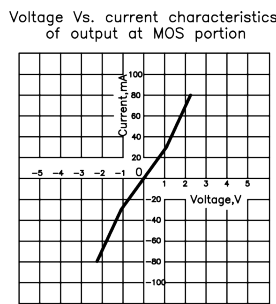
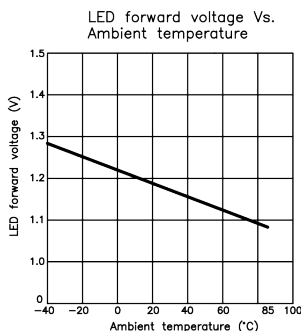
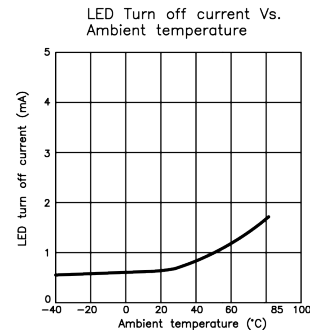
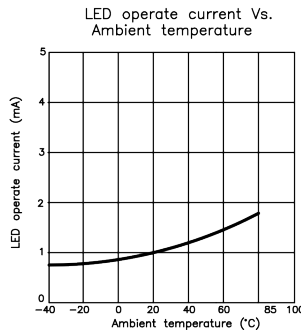
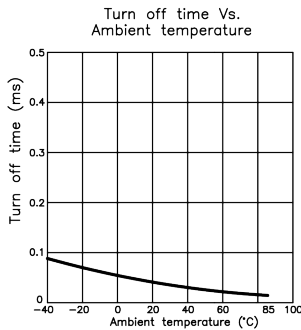
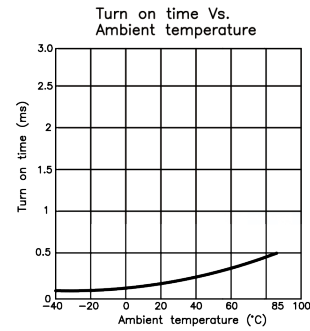
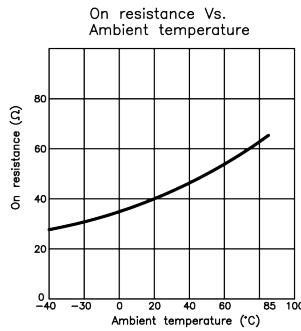
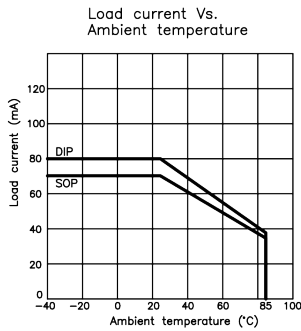
Rev: 0 - Date: June/16/2016 - Signature: BR

An ISO 9001 Certified Company

Part Number: 38 Series
General Purpose - 1 Form A / 2 Form A - PhotoDMOS Relays
Product Data Sheet

600 VOLTS

GRAPHS



As part of the company policy of continued product improvement, specifications may change without notice. Our sales office will be pleased to help you with the latest information on this product range and the details of our full design and manufacturing service. All products are supplied to our standard conditions of sale unless otherwise agreed in writing.

Phone: (1) 973 777 6900

www.comus-intl.com

Fax: (1) 973 777 8405

Belgium: + 32 (0)12 390400 - Comus Europe Ltd (Assemtech) UK: +44 (0) 1255 862236 - Germany: +49 (0)911 923 15 943 - Netherlands: +31(0)45 54 39 345 - India: +(91) (44) 43219090

©2016 Copyright Comus International, 454 Allwood Road, Clifton NJ 07012, USA

Rev: 0 - Date: June/16/2016 - Signature: BR

An ISO 9001 Certified Company