


# Data sheet

## 3679.5 ZSTK 2,5/1A/1S-H/Z/B BU



Feed-through terminal, Tension-spring connection, Mounting type: Plug in, Rated cross-section: 2.5 mm<sup>2</sup>, Width: 5.1 mm, Colour: Blue

**RAL:** Ähnlich 5005

### Business data

Article number	3679.5
Article name	ZSTK 2,5/1A/1S-H/Z/B BU
GTIN (EAN)	4044211182298
Packaging unit	100
Quantity unit	PC
Weight per piece (not including packaging)	2.65 g
Weight per piece (including packaging)	3.15 g
Unit of weight	G
Customs number	85369010
Prio-Article	3679.2
Product description	Feed-through terminal

### Technical data

#### Dimensions

Length	40 mm
Width	5.1 mm
Height	19 mm
Pitch	5 mm

#### Ratings

Rated voltage	500 V
Rated current	24 A
Rated cross-section	2.5 mm <sup>2</sup>
Rated impulse voltage	6 kV
Overvoltage category	III
Contamination degree	3
Maximum power dissipation for nominal condition	0.77 W

#### Connection data

Connection principle	Tension-spring connection
Connection position	Top
Connections	2
No. of poles	1
Number of terminals per level	2
Number of levels	1
Wire cross-section single-core (rigid) / stranded, min.	0.5 mm <sup>2</sup>
Wire cross-section single core (rigid)/stranded, max.	4 mm <sup>2</sup>
Wire cross-section stranded, min.	0.5 mm <sup>2</sup>
Wire cross-section stranded, max.	4 mm <sup>2</sup>
Wire cross-section stranded with wire-end ferrules, min.	0.5 mm <sup>2</sup>
Wire cross-section stranded with wire-end ferrules, max.	2.5 mm <sup>2</sup>
Wire cross-section AWG, min.	20
Wire cross-section AWG, max.	12
Stripping length	10 mm

### Technical data

#### Materials

Insulation housing	Polyamide 6.6
Flammability class UL 94	V-0
Working temperature, min.	-40 °C
Working temperature, max.	120 °C

#### Further technical data

Mounting type	Plug in
Gauge plug acc. to EN 60 947-1	A3
End plate required	✓
Number of test pick-off options	1

#### Environmental Product Compliance

REACH Candidate Substance Note	No
--------------------------------	----

## 3679.5 ZSTK 2,5/1A/1S-H/Z/B BU

### Approvals

#### Standards and regulations

EAC approval	TR ZU 004/2011
EAC approval granted	yes

#### CSA approval

CSA approval	C22.2 No 158
CSA approval granted	yes
CSA Usegroup C: rated voltage	300 V
CSA Usegroup C: rated current	20 A
CSA wire cross-section AWG, min.	20
CSA wire cross-section AWG, max.	12
CSA stripping length	10 mm

#### CSAus approval

CSAus approval	UL 1059
CSAus approval granted	yes
CSAus Usegroup C: rated voltage	300 V
CSAus Usegroup C: rated current	20 A
CSAus wire cross-section AWG, min.	20
CSAus wire cross-section AWG, max.	12
CSAus stripping length	10 mm

#### cUL Recognized

cUL approval	C22.2 No 158
cUL Usegroup B: rated voltage	300 V
cUL Usegroup B: rated current	20 A
cUL Usegroup C: rated voltage	300 V
cUL Usegroup C: rated current	20 A
cUL Usegroup D: rated voltage	300 V
cUL Usegroup D: rated current	20 A
cUL wire cross-section single-core (rigid) AWG, min.	20
cUL wire cross-section single-core (rigid) AWG, max.	12
cUL wire cross-section stranded AWG, min.	20
cUL wire cross-section stranded AWG, max.	12
cUL wire material	Cu
cUL Recognized	1

### Approvals

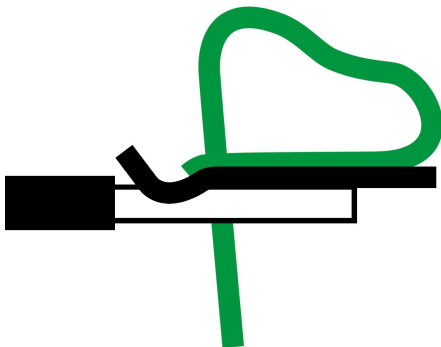
#### KEMA KEUR approval

KEMA KEUR approval	EN 60947-7-1:2009
KEMA KEUR approval granted	yes
KEMA rated voltage	500 V
KEMA rated current	24 A
KEMA rated impulse voltage	6 kV
KEMA wire cross-section single core (rigid), min.	0.5 mm <sup>2</sup>
KEMA wire cross-section single-core (rigid), max.	4 mm <sup>2</sup>
KEMA wire cross-section stranded, min.	0.5 mm <sup>2</sup>
KEMA wire cross-section stranded, max.	4 mm <sup>2</sup>

#### UL Recognized

UL approval	UL 1059
UL Usegroup B: rated voltage	300 V
UL Usegroup B: rated current	20 A
UL Usegroup C: rated voltage	300 V
UL Usegroup C: rated current	20 A
UL Usegroup D: rated voltage	300 V
UL Usegroup D: rated current	20 A
UL wire cross-section single-core (rigid) AWG, min.	20
UL wire cross-section single-core (rigid) AWG, max.	12
UL wire cross-section stranded AWG, min.	20
UL wire cross-section stranded AWG, max.	12
UL wire material	Cu
UL factory wiring	1
UL field wiring	1
UL Recognized	1

Media



### Accessories

#### End plate



End plate, Width: 0.6 mm, Colour: Beige

Article number	Article name	GTIN (EAN)	Packaging unit
<u>3686.2</u>	ZAPSK 2,5/1A/1S BG	4044211177645	50


#### Actuating tool



Actuating tool, No. of poles: 1, Colour: Black

Article number	Article name	GTIN (EAN)	Packaging unit
<u>3808.0</u>	BWMA 1 (0,5 x 3,5 mm)	4044211078850	1 ST

#### Coding



Coding, Colour: Orange

Article number	Article name	GTIN (EAN)	Packaging unit
<u>3689.3</u>	ZST-C OG	4044211177805	50 ST

#### Quick marking



Terminal marker / Pocket Maxicard, Length: 5 mm, Width: 5 mm, Colour: White

Article number	Article name	GTIN (EAN)	Packaging unit
<u>4600.7</u>	PMC SB 5/50 WH	4044211088903	500 ST

#### Locking mechanism

# Data sheet

## 3679.5 ZSTK 2,5/1A/1S-H/Z/B BU

Locking mechanism, Colour: Orange



Article number	Article name	GTIN (EAN)	Packaging unit
<u>3687.3</u>	ZST-V OG	4044211177911	50 ST

### Four-way cover

Cover, Length: 6.7 mm, Width: 20.4 mm, Colour: Yellow



Article number	Article name	GTIN (EAN)	Packaging unit
<u>3706.0</u>	ZAD 2,5/4/B YE	4044211060244	20 ST

### ZST-strain relief

Strain relief, Colour: Orange



Article number	Article name	GTIN (EAN)	Packaging unit
<u>3688.3</u>	ZST-Z OG	4044211177928	50 ST