

# TM3XFHSC202

Module high speed counting, Modicon TM3, 2 channels HSC Event management, 10 inputs, 8 outputs (screw)



## Main

Range of Product	Modicon TM3
Product or Component Type	Module high speed counting
Range Compatibility	Modicon M262
[Us] rated supply voltage	24 V DC external supply - 15...20 %
Number of input channels	10
Number of output channels	8
Discrete I/O number	18

## Complementary

Current consumption	100 mA 5 V DC 50 mA 24 V DC
Counting frequency	200 kHz
Discrete input voltage	24 V DC
Electrical circuit type	Standard input Latch input
Discrete input logic	Sink or source
Output voltage	24 V DC transistor output
Output voltage limits	30 V DC
Discrete output current	300 mA fast output Q0...Q7)
Discrete output logic	Source
Output protection type	Against overload and short-circuits
Reset	Automatic reset
Local signalling	1 LED I/O 1 LED RUN 1 LED ERR
Mounting support	Top hat type TH35-15 rail IEC 60715 Top hat type TH35-7.5 rail IEC 60715 Plate or panel with fixing kit
Services	HSC simple One shot/Modulo HSC main single phase One shot/Modulo/Event counting HSC main dual phase Modulo/Free-large Period meter Edge to Edge, Edge to Opposite
Counting mode	2 main expert function (main counting function, frequency meter, period meter) Max 8 simple counting function
Event management	8 maximum per PLC <= 100 µs Thresholds < 10 µs
Height	3.54 in (90 mm)
Depth	3.35 in (85 mm)
Width	1.54 in (39 mm)
Net Weight	5.29 oz (150 g)

The information provided in this documentation contains general descriptions and/or technical characteristics of the performance of the products contained herein. This documentation is not intended as a substitute for and is not to be used for determining suitability or reliability of these products for specific user applications. It is the duty of any such user or integrator to perform the appropriate and complete risk analysis, evaluation and testing of the products with respect to the relevant specific application or use thereof. Neither Schneider Electric Industries SAS nor any of its affiliates or subsidiaries shall be responsible or liable for misuse of the information contained herein.

## Environment

Product Certifications	CSA CULus IACS E10 RCM
Standards	CSA C22.2 No 142 ANSI/ISA 12-12-01 UL 1604 CSA C22.2 No 213 EN/IEC 61131-2:2007 UL 508
Resistance to electrostatic discharge	8 KV in air EN/IEC 61000-4-2 4 kV on contact EN/IEC 61000-4-2
Resistance to electromagnetic fields	9.14 V/M (10 V/m) 80 MHz...1 GHz EN/IEC 61000-4-3 2.74 V/M (3 V/m) 1.4 GHz...2 GHz EN/IEC 61000-4-3 0.91 V/m (1 V/m) 2 GHz...3 GHz EN/IEC 61000-4-3
Resistance to fast transients	2 KV alimentation cable EN/IEC 61000-4-4 1 KV Ethernet line EN/IEC 61000-4-4 1 KV serial link EN/IEC 61000-4-4 1 KV input EN/IEC 61000-4-4 1 kV transistor output EN/IEC 61000-4-4
Resistance to conducted disturbances	10 V 0.15...80 MHz EN/IEC 61000-4-4
Electromagnetic emission	Conducted emissions 120...69 dB $\mu$ V/m QP10...150 kHz EN/IEC 55011 Conducted emissions 63 dB $\mu$ V/m QP1.5...30 MHz EN/IEC 55011 Radiated emissions 40 dB $\mu$ V/m class A30...230 MHz EN/IEC 55011 Conducted emissions 79...63 dB $\mu$ V/m QP150...1500 kHz EN/IEC 55011 Radiated emissions 47 dB $\mu$ V/m class A230...1000 MHz EN/IEC 55011
Ambient Air Temperature for Operation	-4...140 °F (-20...60 °C) horizontal installation -4...122 °F (-20...50 °C) vertical installation
Ambient Air Temperature for Storage	-40...185 °F (-40...85 °C)
Relative humidity	10...95 %, without condensation in operation) 10...95 %, without condensation in storage)
IP degree of protection	IP20 with protective cover in place
Pollution degree	2
Operating altitude	0...6561.68 ft (0...2000 m)
Storage altitude	0.00...9842.52 ft (0...3000 m)
Vibration resistance	3.5 mm 2...8.4 Hz DIN rail 1 gn 8.4...200 Hz DIN rail 3.5 mm 2...8.4 Hz panel 1 gn 8.4...200 Hz panel
Shock resistance	15 gn 11 ms

## Ordering and shipping details

Category	22533-M2XX PLC & ACCESSORIES
Discount Schedule	MSX
GTIN	3606489604264
Nbr. of units in pkg.	1
Package weight(Lbs)	11.29 oz (320.0 g)
Returnability	No
Country of origin	ID

## Packing Units

Unit Type of Package 1	PCE
Package 1 Height	4.09 in (10.4 cm)
Package 1 width	4.88 in (12.4 cm)
Package 1 Length	2.83 in (7.2 cm)
Unit Type of Package 2	S03
Number of Units in Package 2	18
Package 2 Weight	12.70 lb(US) (5.76 kg)
Package 2 Height	11.81 in (30 cm)
Package 2 width	11.81 in (30 cm)
Package 2 Length	15.75 in (40 cm)

## Offer Sustainability

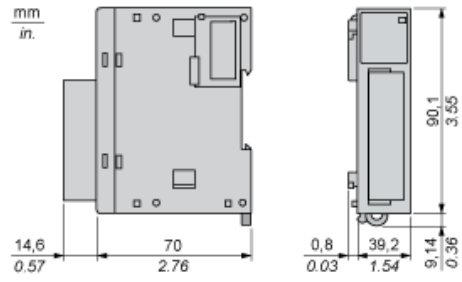
Sustainable offer status	Green Premium product
California proposition 65	WARNING: This product can expose you to chemicals including: Lead and lead compounds, which is known to the State of California to cause cancer and birth defects or other reproductive harm. For more information go to <a href="http://www.P65Warnings.ca.gov">www.P65Warnings.ca.gov</a>
REACH Regulation	<a href="#">REACH Declaration</a>
EU RoHS Directive	Pro-active compliance (Product out of EU RoHS legal scope) <a href="#">EU RoHS Declaration</a>
Mercury free	Yes
RoHS exemption information	<a href="#">Yes</a>
China RoHS Regulation	<a href="#">China RoHS Declaration</a>
Environmental Disclosure	<a href="#">Product Environmental Profile</a>
Circularity Profile	<a href="#">End Of Life Information</a>
WEEE	The product must be disposed on European Union markets following specific waste collection and never end up in rubbish bins.
PVC free	Yes

---

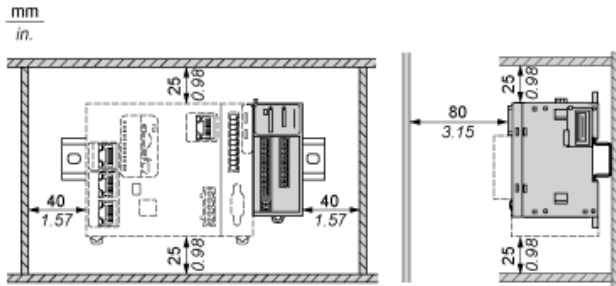
Dimensions

---

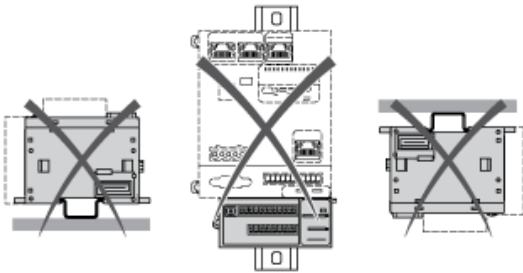
Side and Front Views



Spacing Requirements

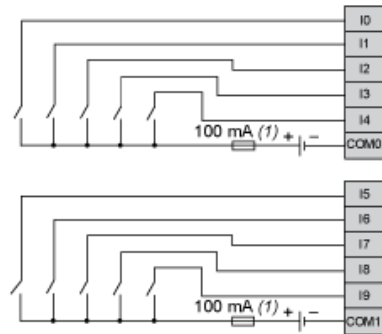


Incorrect Mounting



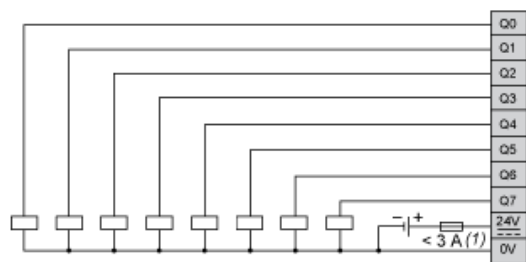
Wiring Diagram

Wiring Inputs



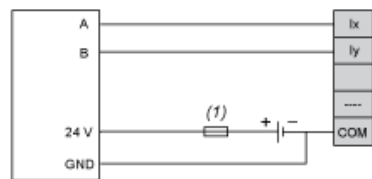
(1) : Type T fuse

Wiring Outputs



(1) : Connect an appropriate type T fuse for the load, not to exceed 3 A

Encoder Wiring



(1) : Refer to the encoder documentation for fuse sizing