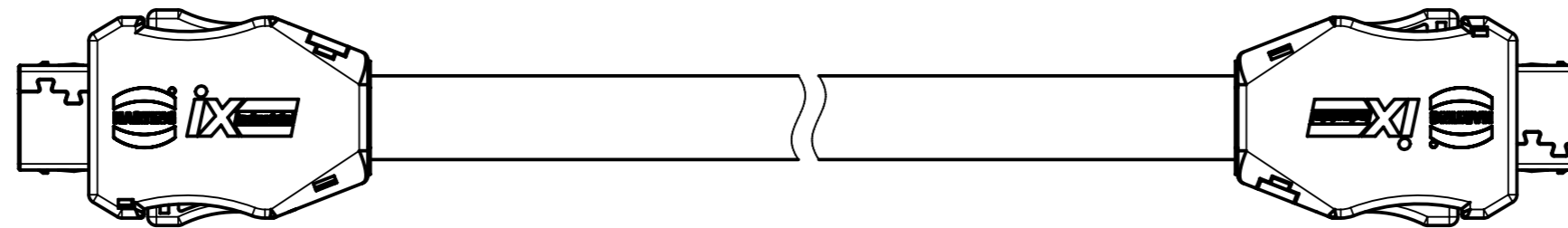
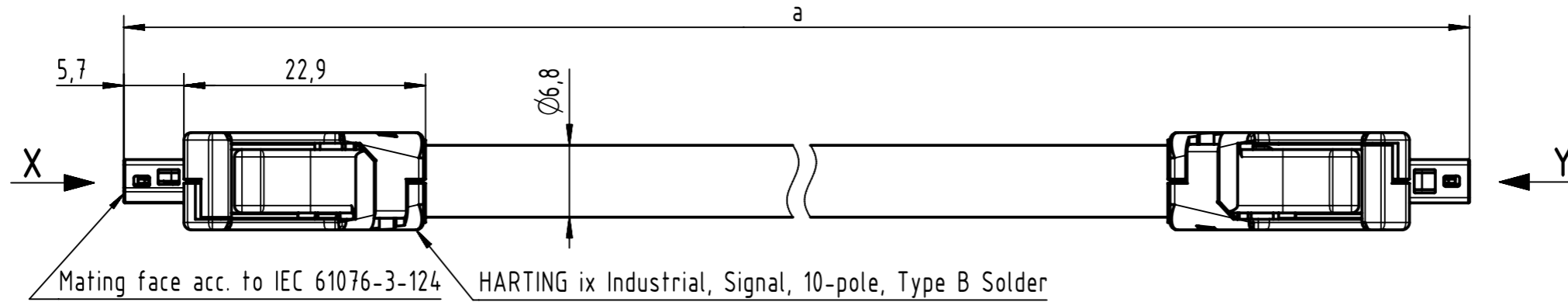


Connector Location A

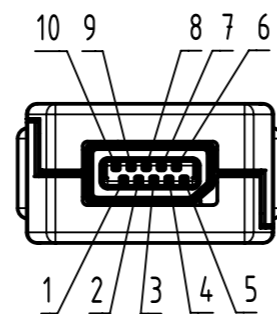
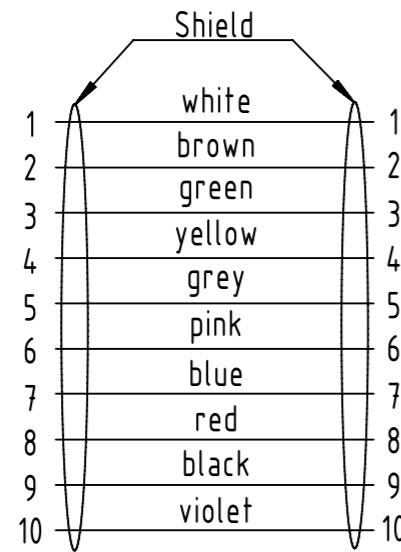
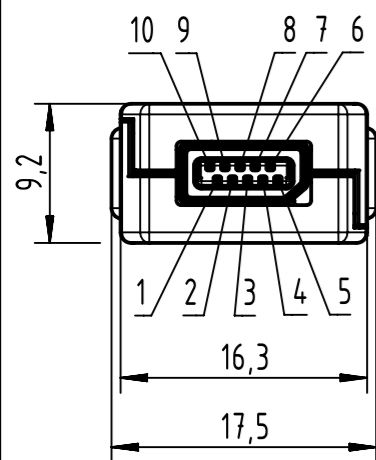
Connector Location B



X male

Loading Plan acc. to DIN 47100

Y male



- Contact material: copper alloy
- Contact area: Gold 0.2µm min.
- Protection level: IP20
- Temperature range:
  - Fixed installation: -30°C ... +80°C
  - Dynamic installation: -5°C ... +80°C

NOTE:

- \* For lengths < 1.0m:
  - relative positioning of the connectors to each other will be as presented in the drawing, however with an admissible angular deviation around cable axis of ± 30°
- \* For lengths ≥ 1.0m:
  - relative positioning of the connectors to each other not obligatory

length in "1m" step	100	XXX=000
	99	XXX=990
	.	.
	12	XXX=120
length in "0.1m" step	11	XXX=110
	10	XXX=100
	9.9	XXX=099
	9.8	XXX=098
	.	.
	0.5	XXX=005
	0.4	XXX=004
	0.3	XXX=003
	0.2	XXX=002
Step	a [m]	XXX

6.0 to 100	±1%
0.6 to 5.9	+0.04
0.2 to 0.5	+0.02
a [m]	Tolerance

Helu Signal PVC cable 5x2x0.14mm <sup>2</sup> , grey	33481616A20XXX
Type of cable	Part no.

	All rights reserved Department HCS - RO	Created by BANCIUD Banciu	Inspected by COSTEA Costea	Standardisation MUNTEANV Muntean	Date 2022-09-28	State Final Release	Doc-Key / ECM-Nr. 100936069/UGD/000/B 500000225990
HARTING Customised Solutions D-32339 Espelkamp		Title ix Type B solder 5x2xAWG26 PVC		Type TB		Number 33481616A20XXX	
						Rev. B	Page 1/1