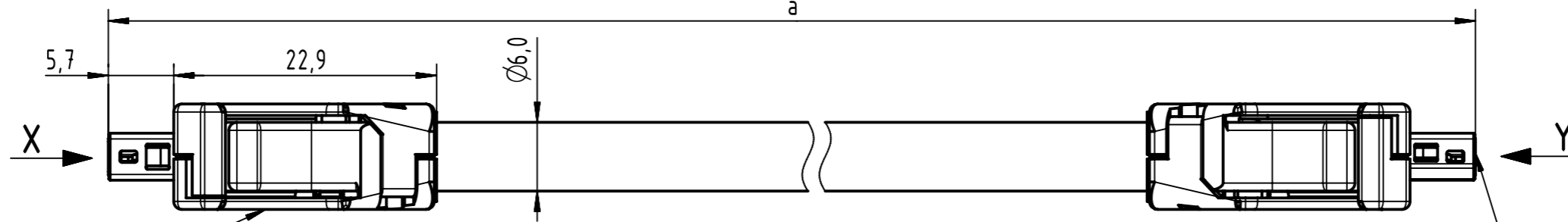


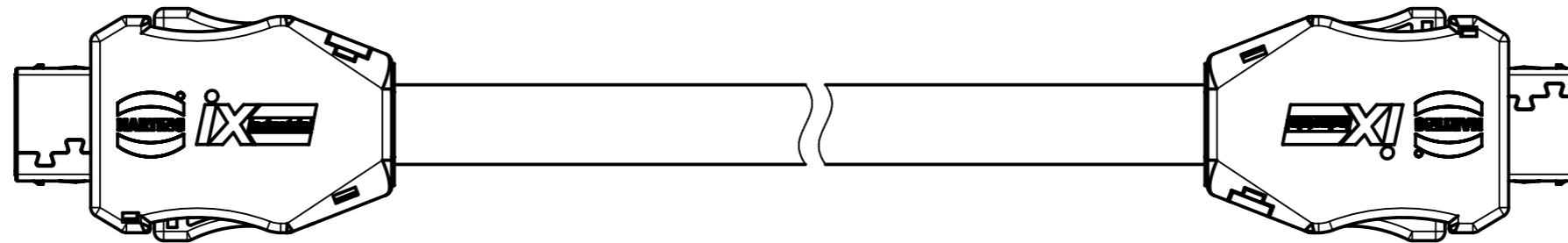
Connector Location A

Connector Location B



HARTING ix Industrial Cat. 6A,
10-pole, Type A Solder (IP20)

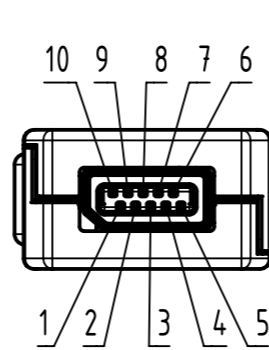
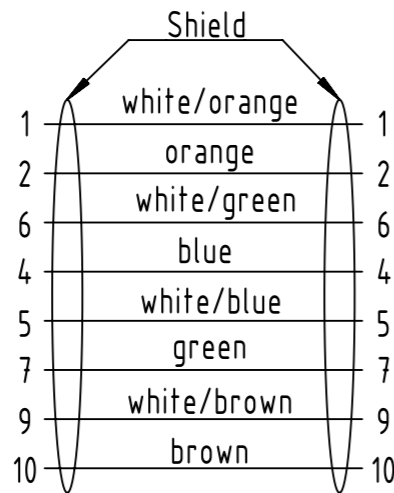
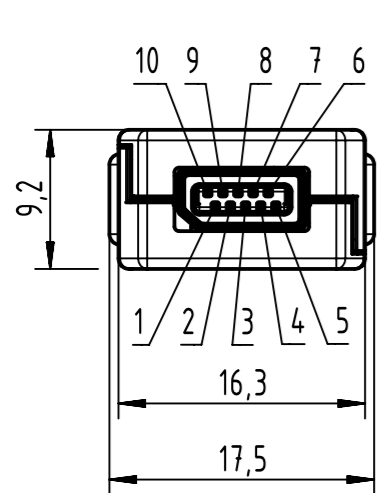
Mating face acc. to IEC 61076-3-124



X
male

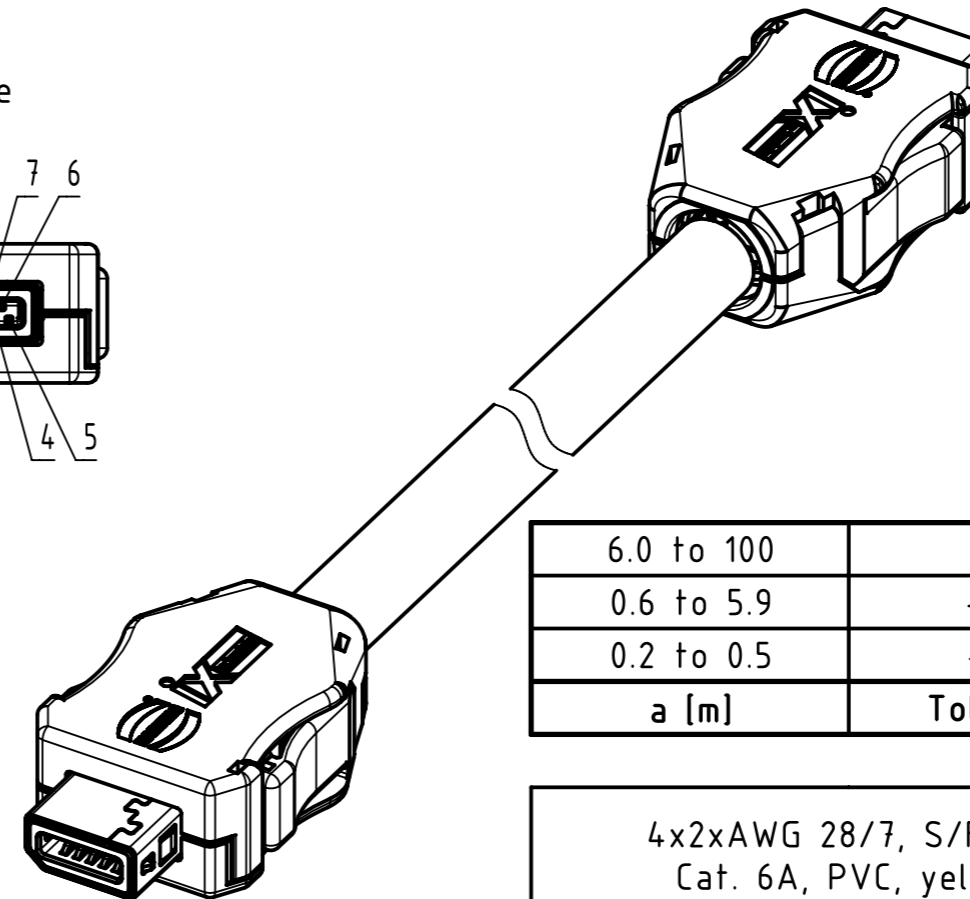
Loading Plan
acc. to TIA/EIA 568B

Y
male



Contacts 3 and 8
are not connected
on both sides

- Temperature range: -40°C ... +80°C
- Contact material: copper alloy
- Contact area: Gold 0.2µm min.



6.0 to 100	±1%
0.6 to 5.9	+0.04
0.2 to 0.5	+0.02
a [m]	Tolerance

length in "1m" step	100	XXX=000
	99	XXX=990
	12	XXX=120
	11	XXX=110
length in "0.1m" step	10	XXX=100
	9.9	XXX=099
	9.8	XXX=098
	0.5	XXX=005
	0.4	XXX=004
	0.3	XXX=003
	0.2	XXX=002
Step	a [m]	XXX

4x2xAWG 28/7, S/FTP,
Cat. 6A, PVC, yellow

33480606830XXX

Type of cable

Part no.

NOTE:

- * For lengths < 1.0m:
- relative positioning of the connectors to each other will be as presented in the drawing, however with an admissible angular deviation around cable axis of ± 30°
- * For lengths ≥ 1.0m:
- relative positioning of the connectors to each other not obligatory

All rights reserved Department HCS - RO		Tech. Character.		Free size tol.		According to production drawing	
Created by 402676 Gross		Inspected by COSTEA Costea		Standardisation MUNTEANV Muntean		Date 2022-08-12	
State Final Release		Title ix Industrial Type A AWG28 Cat6A PVC					
HARTING Customised Solutions D-32339 Espelkamp		Type TB		Number 33480606830XXX		Doc-Key / ECM-Nr. 100960324/UGD/000/B 50000223172	
				Rev. B		Page 1/1	