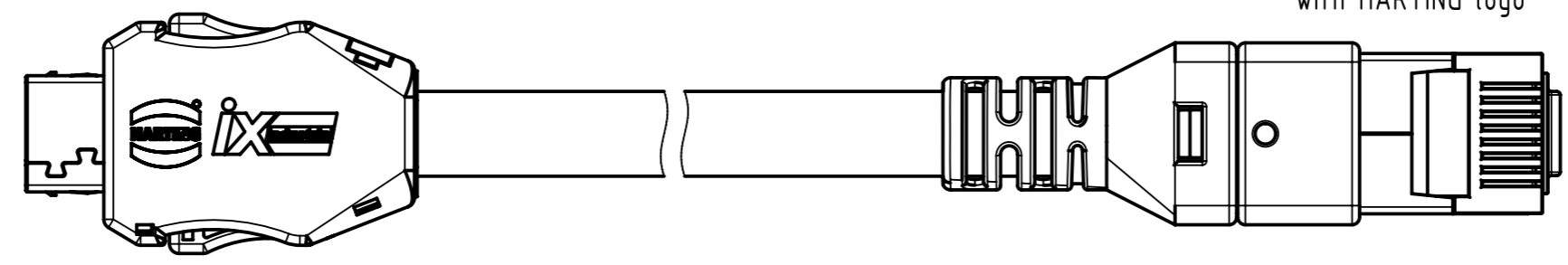
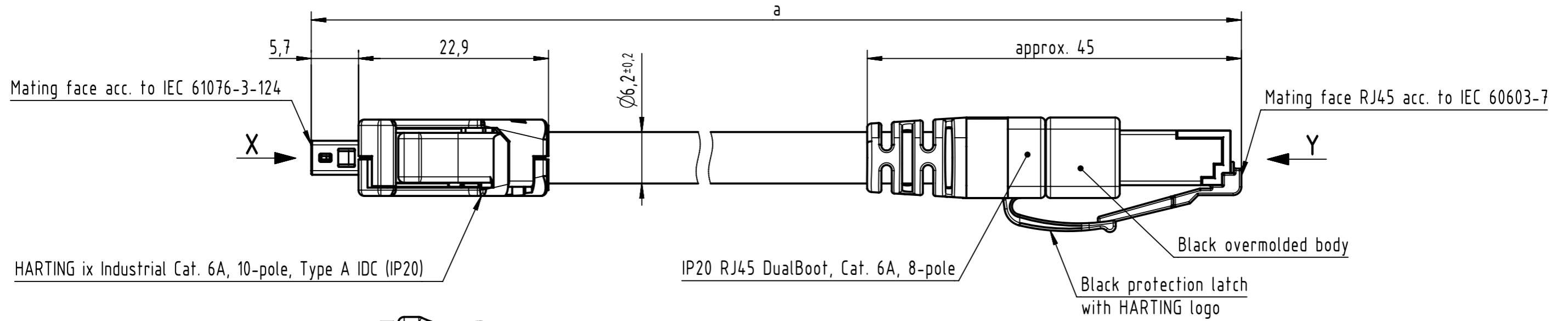


Connector Location A

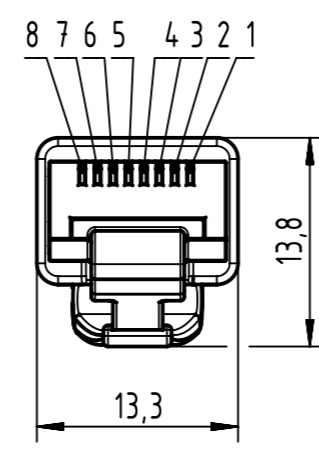
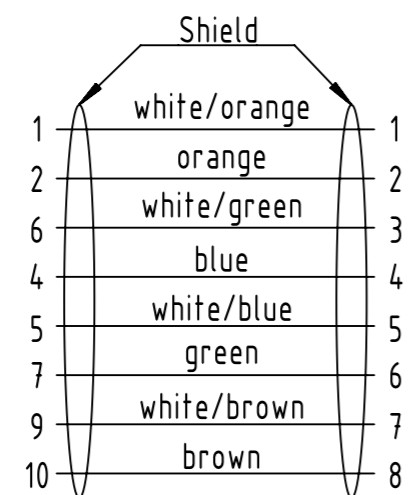
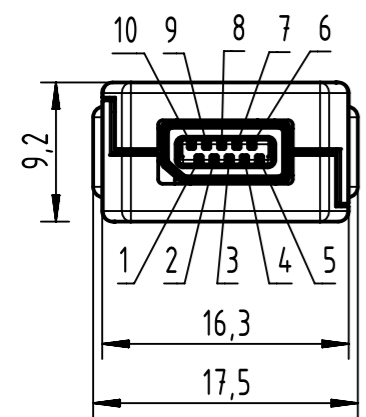
Connector Location B



X male

Loading Plan acc. to TIA/EIA 568B

Y male



length in "1m" step	100	XXX=000
	99	XXX=990
	.	.
	12	XXX=120
	11	XXX=110
length in "0.1m" step	10	XXX=100
	9.9	XXX=099
	9.8	XXX=098
	.	.
	0.5	XXX=005
	0.4	XXX=004
	0.3	XXX=003
	0.2	XXX=002
Step	a [m]	XXX

6.0 to 100	±1%
0.6 to 5.9	+0.04
0.2 to 0.5	+0.02
a [m]	Tolerance

Cat. 7 FRNC Ethernet Cable, AWG 26/7, S/FTP, blue	33480147822XXX
Type of cable	Part no.

Contacts 3 and 8 are not connected

- Contact material: cooper alloy (for ix)
- Contact area: Gold 0.2µm min. (for ix)
- Temperature range:
 - Fixed installation: -20°C ... +60°C
 - Dynamic installation: 0°C ... +50°C

NOTE:
 For lengths < 1.0m:
 - relative positioning of the connectors to each other will be as presented in the drawing, however with an admissible angular deviation around cable axis of ± 30°
 For lengths ≥ 1.0m:
 -relative positioning of the connectors to each other not obligatory

All Dimensions in mm		Tech. Character.		Free size tol.		According to production drawing	
All rights reserved		Created by 407675 Lorinzi	Inspected by 402676 Gross	Standardisation MUNTEANV Muntean	Date 2022-11-16	State Final Release	
Department HCS - RO		Title ix Industrial - RJ45 Cat.6A FRNC blue				Doc-Key / ECM-Nr. 100823085/UGD/000/E 500000226507	
HARTING Customised Solutions D-32339 Espelkamp		Type TB	Number 33480147822XXX			Rev. E	Page 1/1