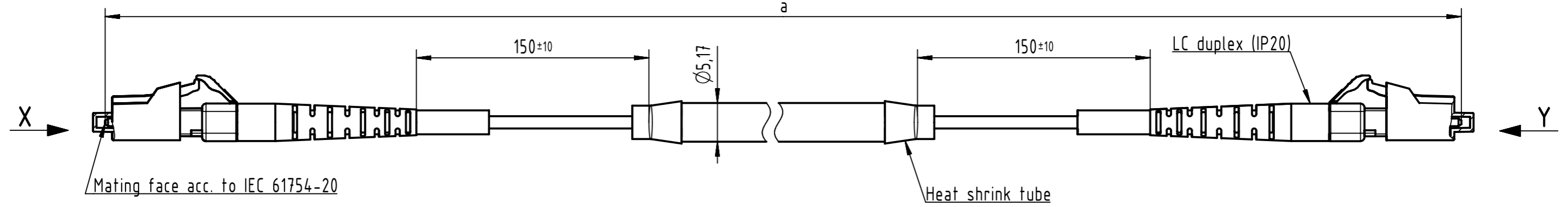


Connector Location A

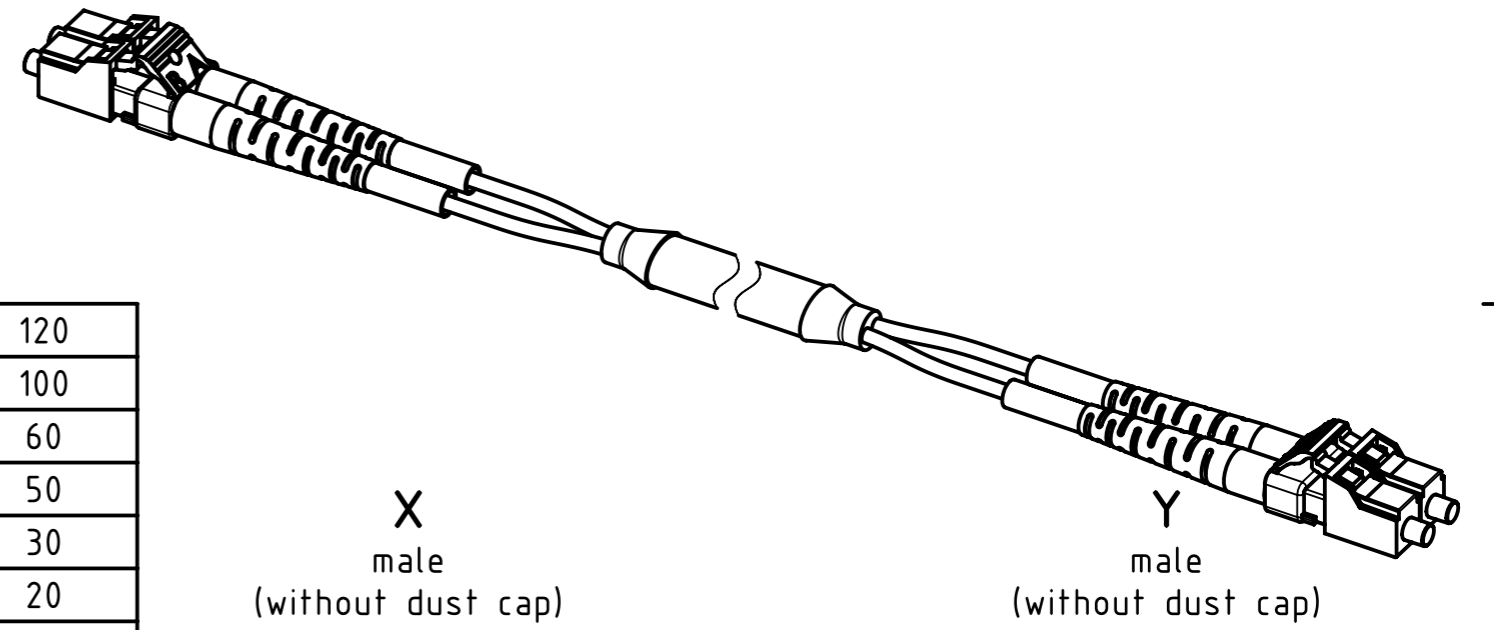
Connector Location B



Dust cap

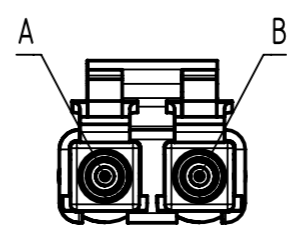
Dust cap

Cont. no.	Part no.	Type of cable	Dim. a[m]
18	33012411200027	I-V(ZN)HH 2G50/125 OM3	120
17	33012411000027		100
16	33012410600027		60
15	33012410500027		50
14	33012410300027		30
13	33012410200027		20
12	33012410150027		15
11	33012410100027		10
10	33012410090027		9
9	33012410080027		8
8	33012410070027		7
7	33012410060027		6
6	33012410050027		5
5	33012410040027		4
4	33012410030027		3
3	33012410020027		2
2	33012410010027		1
1	33012420050027		0.5



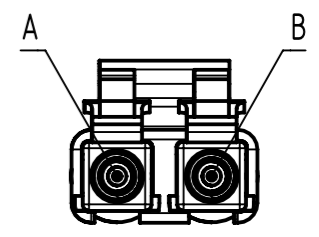
X
male
(without dust cap)

Y
male
(without dust cap)



Loading Plan

A — red — B
B — green — A



	All rights reserved	Created by BANIUD Banciu	Inspected by COSTEA Costea	Standardisation MUNTEANV Muntean	Date 2020-10-20	State Final Release
	Department HCS - RO	Title FO CA LCdx-LCdx 2G50/125 OM3		Doc-Key / ECM-Nr. 100626407/UGD/008/C 500000181628		
HARTING Customised Solutions D-32339 Espelkamp		Type TB	Number 330124XXXX0027		Rev. C	Page 1/1