


# Data sheet

## 3222.1 FRK 4/4A GN



Feed-through terminal, Push-in connection, Mounting type: Mounting rail TS 35/7.5, Rated cross-section: 4 mm², Width: 6.1 mm, Colour: Green

### Business data

|  |                       |
|--|-----------------------|
| Article number                             | 3222.1                |
| Article name                               | FRK 4/4A GN           |
| GTIN (EAN)                                 | 4044211110079         |
| Packaging unit                             | 100                   |
| Quantity unit                              | PC                    |
| Weight per piece (not including packaging) | 17.8 g                |
| Weight per piece (including packaging)     | 18.77 g               |
| Unit of weight                             | G                     |
| Customs number                             | 85369010              |
| Country of origin                          | BG                    |
| Prio-Article                               | 3222.2                |
| Product description                        | Feed-through terminal |

### Technical data

#### Dimensions

|                  |         |
|------------------|---------|
| Length           | 80 mm   |
| Width            | 6.1 mm  |
| Height           | 42.3 mm |
| Height TS 35/7.5 | 43 mm   |

#### Ratings

|   |                   |
|---|-------------------|
| Rated voltage                                   | 800 V             |
| Rated current                                   | 32 A              |
| Rated cross-section                             | 4 mm <sup>2</sup> |
| Rated impulse voltage                           | 8 kV              |
| Overvoltage category                            | III               |
| Contamination degree                            | 3                 |
| Maximum power dissipation for nominal condition | 1.02 W            |

#### Connection data

|  |                     |
|--|---------------------|
| Connection principle                                     | Push-in connection  |
| Connection position                                      | Top                 |
| Connections  | 4                   |
| Number of terminals per level                            | 4                   |
| Number of levels   | 1                   |
| Wire cross-section single-core (rigid) / stranded, min.  | 0.2 mm <sup>2</sup> |
| Wire cross-section single core (rigid)/stranded, max.    | 6 mm <sup>2</sup>   |
| Wire cross-section stranded, min.                        | 0.2 mm <sup>2</sup> |
| Wire cross-section stranded, max.                        | 6 mm <sup>2</sup>   |
| Wire cross-section stranded with wire-end ferrules, min. | 0.2 mm <sup>2</sup> |
| Wire cross-section stranded with wire-end ferrules, max. | 4 mm <sup>2</sup>   |
| Wire cross-section AWG, min.                             | 20                  |
| Wire cross-section AWG, max.                             | 10                  |
| Stripping length   | 12 mm               |

#### Materials

|                           |               |
|---------------------------|---------------|
| Insulation housing        | Polyamide 6.6 |
| Flammability class UL 94  | V-0           |
| Working temperature, min. | -40 °C        |
| Working temperature, max. | 120 °C        |

# Data sheet

## 3222.1 FRK 4/4A GN



### Technical data

#### Further technical data

|                                     |                         |
|-------------------------------------|-------------------------|
| Mounting type                       | Mounting rail TS 35/7,5 |
| Gauge plug acc. to EN 60 947-1      | A4                      |
| Number of cross-connection channels | 2                       |
| End plate required                  | ✓                       |

#### Environmental Product Compliance

|                                |            |
|--------------------------------|------------|
| REACH Conform                  | Yes        |
| REACH Reference date           | 2023-06-14 |
| REACH Candidate Substance Note | No         |
| RoHS Conform                   | Yes        |

### Approvals

#### Standards and regulations

|                      |                |
|----------------------|----------------|
| EAC approval         | TR ZU 004/2011 |
| EAC approval granted | yes            |

#### CSA approval

|                                  |              |
|----------------------------------|--------------|
| CSA approval                     | C22.2 No 158 |
| CSA approval granted             | yes          |
| CSA Usegroup C: rated voltage    | 600 V        |
| CSA Usegroup C: rated current    | 35 A         |
| CSA wire cross-section AWG, min. | 26           |
| CSA wire cross-section AWG, max. | 10           |
| CSA stripping length             | 12 mm        |

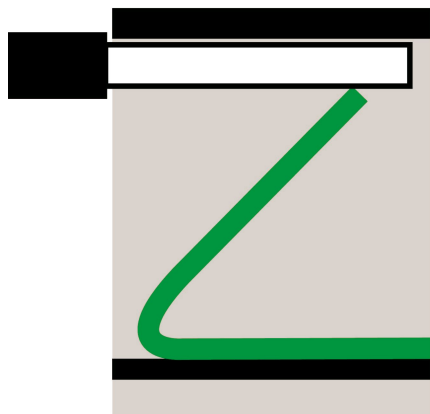

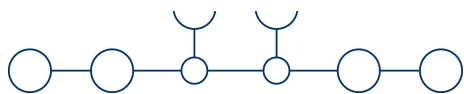
#### CSAus approval

|                                    |         |
|------------------------------------|---------|
| CSAus approval                     | UL 1059 |
| CSAus approval granted             | yes     |
| CSAus Usegroup C: rated voltage    | 600 V   |
| CSAus Usegroup C: rated current    | 35 A    |
| CSAus wire cross-section AWG, min. | 26      |
| CSAus wire cross-section AWG, max. | 10      |
| CSAus stripping length             | 12 mm   |

#### KEMA KEUR approval

|   |                     |
|---|---------------------|
| KEMA KEUR approval                                | EN 60947-7-1:2009   |
| KEMA KEUR approval granted                        | yes                 |
| KEMA rated voltage                                | 800 V               |
| KEMA rated current                                | 32 A                |
| KEMA rated impulse voltage                        | 8 kV                |
| KEMA wire cross-section single core (rigid), min. | 0.2 mm <sup>2</sup> |
| KEMA wire cross-section single-core (rigid), max. | 6 mm <sup>2</sup>   |
| KEMA wire cross-section stranded, min.            | 0.2 mm <sup>2</sup> |
| KEMA wire cross-section stranded, max.            | 6 mm <sup>2</sup>   |

Media



### Accessories

#### End plate



End plate, Width: 1.5 mm, Colour: Beige

| Article number | Article name | GTIN (EAN)    | Packaging unit |
|----------------|--------------|---------------|----------------|
| <u>3422.2</u>  | FAP 4/4A BG  | 4044211110581 | 20             |


#### End stop



End stop, Mounting type: Mounting rail TS 35/7.5 and TS 35/15, Width: 5 mm, Colour: Beige

| Article number | Article name | GTIN (EAN)    | Packaging unit |
|----------------|--------------|---------------|----------------|
| <u>3811.2</u>  | ZES 35/2 BG  | 4044211080600 | 50             |

#### Insulated cross-connector



Insulated cross-connector, No. of poles: 4, Mounting type: Plug in, Width: 24.3 mm, Colour: Yellow

| Article number | Article name | GTIN (EAN)    | Packaging unit |
|----------------|--------------|---------------|----------------|
| <u>3474.8</u>  | FQI 4/4 YE   | 4044211110840 | 20             |



Insulated cross-connector, No. of poles: 5, Mounting type: Plug in, Width: 30.1 mm, Colour: Yellow

| Article number | Article name | GTIN (EAN)    | Packaging unit |
|----------------|--------------|---------------|----------------|
| <u>3475.8</u>  | FQI 4/5 YE   | 4044211110857 | 20             |



Insulated cross-connector, No. of poles: 6, Mounting type: Plug in, Width: 36.5 mm, Colour: Yellow

| Article number | Article name | GTIN (EAN)    | Packaging unit |
|----------------|--------------|---------------|----------------|
| <u>3476.8</u>  | FQI 4/6 YE   | 4044211110864 | 20             |

### Insulated cross-connector



Insulated cross-connector, No. of poles: 10, Mounting type: Plug in, Width: 60.9 mm, Colour: Yellow

| Article number | Article name | GTIN (EAN)    | Packaging unit |
|----------------|--------------|---------------|----------------|
| <u>3470.8</u>  | FQI 4/10 YE  | 4044211110819 | 10             |



Insulated cross-connector, No. of poles: 3, Mounting type: Plug in, Width: 18.2 mm, Colour: Yellow

| Article number | Article name | GTIN (EAN)    | Packaging unit |
|----------------|--------------|---------------|----------------|
| <u>3473.8</u>  | FQI 4/3 YE   | 4044211110833 | 50             |



Insulated cross-connector, No. of poles: 2, Mounting type: Plug in, Width: 12.1 mm, Colour: Yellow

| Article number | Article name | GTIN (EAN)    | Packaging unit |
|----------------|--------------|---------------|----------------|
| <u>3472.8</u>  | FQI 4/2 YE   | 4044211110826 | 50             |



Insulated cross-connector, No. of poles: 7, Mounting type: Plug in, Width: 42.6 mm, Colour: Yellow

| Article number | Article name | GTIN (EAN)    | Packaging unit |
|----------------|--------------|---------------|----------------|
| <u>3477.8</u>  | FQI 4/7 YE   | 4044211110871 | 20             |



Insulated cross-connector, No. of poles: 9, Mounting type: Plug in, Width: 54.8 mm, Colour: Yellow

| Article number | Article name | GTIN (EAN)    | Packaging unit |
|----------------|--------------|---------------|----------------|
| <u>3479.8</u>  | FQI 4/9 YE   | 4044211110895 | 10             |




Insulated cross-connector, No. of poles: 8, Mounting type: Plug in, Width: 48.7 mm, Colour: Yellow

| Article number | Article name | GTIN (EAN)    | Packaging unit |
|----------------|--------------|---------------|----------------|
| <u>3478.8</u>  | FQI 4/8 YE   | 4044211110888 | 10             |

# Data sheet

## 3222.1 FRK 4/4A GN

### Quick marking



Terminal marker / Pocket Maxicard, Length: 5 mm, Width: 6 mm, Colour: White

| Article number | Article name   | GTIN (EAN)    | Packaging unit |
|----------------|----------------|---------------|----------------|
| <u>4702.7</u>  | PMC SB 6/50 WH | 4044211089986 | 500 ST         |

### Four-way cover



Cover, Length: 3.8 mm, Width: 23.6 mm, Colour: Yellow

| Article number | Article name | GTIN (EAN)    | Packaging unit |
|----------------|--------------|---------------|----------------|
| <u>3427.8</u>  | FAD 4/4/B YE | 4044211132941 | 20 ST          |