

## Feed-through terminal block - UT 10-FE - 3047660

Please be informed that the data shown in this PDF Document is generated from our Online Catalog. Please find the complete data in the user's documentation. Our General Terms of Use for Downloads are valid (<http://phoenixcontact.com/download>)



Feed-through terminal block, Connection method: Screw connection, Cross section: 0.5 mm<sup>2</sup> - 16 mm<sup>2</sup>, AWG: 20 - 6, Width: 10.2 mm, Height: 46.9 mm, Color: black/yellow, Mounting type: NS 35/7,5, NS 35/15

The illustration shows the version in gray

### Why buy this product

- The large wiring space enables the connection of solid and stranded conductors without ferrules, even above the nominal cross section
- As well as saving space, the compact design enables user-friendly wiring in a small amount of space
- Optimum screwdriver guidance through closed screw shafts
- Tested for railway applications
- The cable entry funnel enables the use of conductors with ferrules and plastic collars within the nominal cross section

### Key Commercial Data

Packing unit	1 STK
Minimum order quantity	50 STK
Weight per Piece (excluding packing)	18.000 g
Custom tariff number	85369010
Country of origin	Germany

### Technical data

#### Environmental Product Compliance

China RoHS	Hazardous substances above threshold values;
	Environmentally Friendly Use Period = 50;
	For details go to tab "Downloads", Category "Manufacturer's declaration"

#### General

Number of levels	1
Number of connections	2

# Feed-through terminal block - UT 10-FE - 3047660

## Technical data

### General

Potentials	1
Nominal cross section	10 mm <sup>2</sup>
Color	black/yellow
Insulating material	PA
Flammability rating according to UL 94	V0
Area of application	Railway industry
	Machine building
	Plant engineering
	Process industry
Rated surge voltage	8 kV
Degree of pollution	3
Overvoltage category	III
Insulating material group	I
Maximum load current	76 A (with 16 mm <sup>2</sup> conductor cross section)
Nominal current I <sub>N</sub>	57 A
Nominal voltage U <sub>N</sub>	1000 V
Open side panel	Yes
Relative insulation material temperature index (Elec., UL 746 B)	130 °C
Temperature index of insulation material (DIN EN 60216-1 (VDE 0304-21))	125 °C
Static insulating material application in cold	-60 °C
Behavior in fire for rail vehicles (DIN 5510-2)	Test passed
Flame test method (DIN EN 60695-11-10)	V0
Oxygen index (DIN EN ISO 4589-2)	>32 %
NF F16-101, NF F10-102 Class I	2
NF F16-101, NF F10-102 Class F	2
Surface flammability NFPA 130 (ASTM E 162)	passed
Specific optical density of smoke NFPA 130 (ASTM E 662)	passed
Smoke gas toxicity NFPA 130 (SMP 800C)	passed
Calorimetric heat release NFPA 130 (ASTM E 1354)	27,5 MJ/kg
Fire protection for rail vehicles (DIN EN 45545-2) R22	HL 1 - HL 3
Fire protection for rail vehicles (DIN EN 45545-2) R23	HL 1 - HL 3
Fire protection for rail vehicles (DIN EN 45545-2) R24	HL 1 - HL 3
Fire protection for rail vehicles (DIN EN 45545-2) R26	HL 1 - HL 3

### Dimensions

Width	10.2 mm
End cover width	2.2 mm
Length	47.7 mm

## Feed-through terminal block - UT 10-FE - 3047660

### Technical data

#### Dimensions

Height	46.9 mm
Height NS 35/7,5	47.5 mm
Height NS 35/15	55 mm

#### Connection data

Connection method	Screw connection
Connection in acc. with standard	IEC 60947-7-1
Note	Note: Product releases, connection cross sections and notes on connecting aluminum cables can be found in the download area.
Conductor cross section solid min.	0.5 mm <sup>2</sup>
Conductor cross section solid max.	16 mm <sup>2</sup>
Conductor cross section AWG min.	20
Conductor cross section AWG max.	6
Conductor cross section flexible min.	0.5 mm <sup>2</sup>
Conductor cross section flexible max.	16 mm <sup>2</sup>
Min. AWG conductor cross section, flexible	20
Max. AWG conductor cross section, flexible	6
Conductor cross section flexible, with ferrule without plastic sleeve min.	0.5 mm <sup>2</sup>
Conductor cross section flexible, with ferrule without plastic sleeve max.	10 mm <sup>2</sup>
Conductor cross section flexible, with ferrule with plastic sleeve min.	0.5 mm <sup>2</sup>
Conductor cross section flexible, with ferrule with plastic sleeve max.	10 mm <sup>2</sup>
2 conductors with same cross section, solid min.	0.5 mm <sup>2</sup>
2 conductors with same cross section, solid max.	4 mm <sup>2</sup>
2 conductors with same cross section, stranded min.	0.5 mm <sup>2</sup>
2 conductors with same cross section, stranded max.	4 mm <sup>2</sup>
2 conductors with same cross section, stranded, TWIN ferrules with plastic sleeve, min.	0.5 mm <sup>2</sup>
2 conductors with same cross section, stranded, TWIN ferrules with plastic sleeve, max.	6 mm <sup>2</sup>
2 conductors with same cross section, stranded, ferrules without plastic sleeve, min.	0.5 mm <sup>2</sup>
2 conductors with same cross section, stranded, ferrules without plastic sleeve, max.	2.5 mm <sup>2</sup>
Connection in acc. with standard	IEC/EN 60079-7
Conductor cross section solid min.	0.5 mm <sup>2</sup>
Conductor cross section solid max.	16 mm <sup>2</sup>
Conductor cross section AWG min.	20
Conductor cross section AWG max.	6
Conductor cross section flexible min.	0.5 mm <sup>2</sup>

# Feed-through terminal block - UT 10-FE - 3047660

## Technical data

### Connection data


Conductor cross section flexible max.	10 mm <sup>2</sup>
Stripping length	10 mm
Internal cylindrical gage	A6
Screw thread	M4
Tightening torque, min	1.5 Nm
Tightening torque max	1.8 Nm

### Standards and Regulations

Connection in acc. with standard	CSA
	IEC 60947-7-1
Flammability rating according to UL 94	V0

## Drawings

### Circuit diagram



## Classifications

### eCl@ss

eCl@ss 4.0	27141120
eCl@ss 4.1	27141120
eCl@ss 5.0	27141120
eCl@ss 5.1	27141120
eCl@ss 6.0	27141120
eCl@ss 7.0	27141120
eCl@ss 8.0	27141120
eCl@ss 9.0	27141120

### ETIM

ETIM 2.0	EC000897
ETIM 3.0	EC000897
ETIM 4.0	EC000897
ETIM 5.0	EC000897

### UNSPSC

UNSPSC 6.01	30211811
UNSPSC 7.0901	39121410

# Feed-through terminal block - UT 10-FE - 3047660

## Classifications

### UNSPSC

UNSPSC 11	39121410
UNSPSC 12.01	39121410
UNSPSC 13.2	39121410

## Approvals


### Approvals


#### Approvals


CSA / UL Recognized / cUL Recognized / LR / EAC / RS / cULus Recognized

#### Ex Approvals

## Approval details

CSA  <a href="http://www.csagroup.org/us/en/services/testing-and-certification/certified-product-listing-13631">http://www.csagroup.org/us/en/services/testing-and-certification/certified-product-listing-13631</a>		
	B	C
mm <sup>2</sup> /AWG/kcmil	20-6	20-6
Nominal current IN	65 A	65 A
Nominal voltage UN	600 V	600 V

UL Recognized  <a href="http://database.ul.com/cgi-bin/XYV/template/LISEXT/1FRAME/index.htm">http://database.ul.com/cgi-bin/XYV/template/LISEXT/1FRAME/index.htm</a> FILE E 60425		
	B	C
mm <sup>2</sup> /AWG/kcmil	20-6	20-6
Nominal current IN	65 A	65 A
Nominal voltage UN	600 V	600 V

cUL Recognized  <a href="http://database.ul.com/cgi-bin/XYV/template/LISEXT/1FRAME/index.htm">http://database.ul.com/cgi-bin/XYV/template/LISEXT/1FRAME/index.htm</a> FILE E 60425		
	B	C
mm <sup>2</sup> /AWG/kcmil	20-6	20-6
Nominal current IN	65 A	65 A

## Feed-through terminal block - UT 10-FE - 3047660


### Approvals

	B	C
Nominal voltage UN	600 V	600 V

LR <http://www.lr.org/en/05/20042>

EAC EAC-Zulassung

RS <http://www.rs-head.spb.ru/en/index.php/11.04057.250>

cULus Recognized  <http://database.ul.com/cgi-bin/XYV/template/LISEXT/1FRAME/index.htm>

### Accessories

#### Accessories

##### DIN rail

DIN rail perforated - NS 35/ 7,5 PERF 2000MM - 0801733



DIN rail, material: steel galvanized and passivated with a thick layer, perforated, height 7.5 mm, width 35 mm, length: 2000 mm

DIN rail, unperforated - NS 35/ 7,5 UNPERF 2000MM - 0801681



DIN rail, material: Steel, unperforated, height 7.5 mm, width 35 mm, length: 2 m

DIN rail perforated - NS 35/ 7,5 WH PERF 2000MM - 1204119



DIN rail 35 mm (NS 35)

## Feed-through terminal block - UT 10-FE - 3047660

### Accessories

DIN rail - NS 35/ 7,5 WH UNPERF 2000MM - 1204122



DIN rail 35 mm (NS 35)

---

DIN rail, unperforated - NS 35/ 7,5 AL UNPERF 2000MM - 0801704



DIN rail, unperforated, Width: 35 mm, Height: 7.5 mm, Length: 2000 mm, Color: silver

---

DIN rail perforated - NS 35/ 7,5 ZN PERF 2000MM - 1206421



DIN rail, material: Galvanized, perforated, height 7.5 mm, width 35 mm, length: 2 m

---

DIN rail, unperforated - NS 35/ 7,5 ZN UNPERF 2000MM - 1206434



DIN rail, material: Galvanized, unperforated, height 7.5 mm, width 35 mm, length: 2 m

---

DIN rail, unperforated - NS 35/ 7,5 CU UNPERF 2000MM - 0801762



DIN rail, material: Copper, unperforated, height 7.5 mm, width 35 mm, length: 2 m

---

## Feed-through terminal block - UT 10-FE - 3047660

### Accessories

End cap - NS 35/ 7,5 CAP - 1206560

DIN rail end piece, for DIN rail NS 35/7.5



---

DIN rail perforated - NS 35/15 PERF 2000MM - 1201730



DIN rail, material: steel galvanized and passivated with a thick layer, perforated, height 15 mm, width 35 mm, length: 2000 mm

---

DIN rail, unperforated - NS 35/15 UNPERF 2000MM - 1201714



DIN rail, material: Steel, unperforated, height 15 mm, width 35 mm, length: 2 m

---

DIN rail perforated - NS 35/15 WH PERF 2000MM - 0806602



DIN rail 35 mm (NS 35)

---

DIN rail - NS 35/15 WH UNPERF 2000MM - 1204135



DIN rail 35 mm (NS 35)



## Feed-through terminal block - UT 10-FE - 3047660

### Accessories

DIN rail, unperforated - NS 35/15 AL UNPERF 2000MM - 1201756



DIN rail, deep drawn, high profile, unperforated, 1.5 mm thick, material: aluminum, height 15 mm, width 35 mm, length 2000 mm

---

DIN rail perforated - NS 35/15 ZN PERF 2000MM - 1206599



DIN rail, material: Galvanized, perforated, height 15 mm, width 35 mm, length: 2 m

---

DIN rail, unperforated - NS 35/15 ZN UNPERF 2000MM - 1206586



DIN rail, material: Galvanized, unperforated, height 15 mm, width 35 mm, length: 2 m

---

DIN rail, unperforated - NS 35/15 CU UNPERF 2000MM - 1201895



DIN rail, material: Copper, unperforated, 1.5 mm thick, height 15 mm, width 35 mm, length: 2 m

---

End cap - NS 35/15 CAP - 1206573



DIN rail end piece, for DIN rail NS 35/15

---

## Feed-through terminal block - UT 10-FE - 3047660

### Accessories

DIN rail, unperforated - NS 35/15-2,3 UNPERF 2000MM - 1201798



DIN rail, material: Steel, unperforated, 2.3 mm thick, height 15 mm, width 35 mm, length: 2 m

---

### End cover

End cover - D-UT 2,5/10 - 3047028



End cover, Length: 47.7 mm, Width: 2.2 mm, Height: 48.4 mm, Color: gray

---

### Jumper

Plug-in bridge - FBS 2-10 - 3005947



Plug-in bridge, Pitch: 10.2 mm, Number of positions: 2, Color: red

---

Plug-in bridge - FBS 5-10 - 3005948



Plug-in bridge, Pitch: 10.2 mm, Number of positions: 5, Color: red

---

### Labeled terminal marker

## Feed-through terminal block - UT 10-FE - 3047660

### Accessories

#### Zack marker strip - ZB 10 CUS - 0824941



Zack marker strip, can be ordered: Strip, white, labeled according to customer specifications, Mounting type: Snap into tall marker groove, for terminal block width: 10.2 mm, Lettering field: 10.15 x 10.5 mm

---

#### Zack marker strip - ZB10,LGS:FORTL.ZAHLEN - 1053014



Zack marker strip, Strip, white, labeled, can be labeled with: Plotter, Printed horizontally: Consecutive numbers 1 - 10, 11 - 20, etc. up to 991 - 1000, Mounting type: Snap into tall marker groove, for terminal block width: 10.2 mm, Lettering field: 10.15 x 10.5 mm

---

#### Zack marker strip - ZB10,QR:FORTL.ZAHLEN - 1053027



Zack marker strip, Strip, white, labeled, can be labeled with: Plotter, Printed vertically: Consecutive numbers 1 - 10, 11 - 20, etc. up to 991 - 1000, Mounting type: Snap into tall marker groove, for terminal block width: 10.2 mm, Lettering field: 10.15 x 10.5 mm

---

#### Zack marker strip - ZB10,LGS:GLEICHE ZAHLEN - 1053030



Zack marker strip, Strip, white, labeled, can be labeled with: Plotter, Printed horizontally: Identical numbers 1 or 2, etc. up to 100, Mounting type: Snap into tall marker groove, for terminal block width: 10.2 mm, Lettering field: 10.15 x 10.5 mm

---

#### Marker for terminal blocks - ZB10,LGS:L1-N,PE - 1053412



Marker for terminal blocks, Strip, white, labeled, can be labeled with: Plotter, Horizontal: L1, L2, L3, N, PE, L1, L2, L3, N, PE, Mounting type: Snap into tall marker groove, for terminal block width: 10.2 mm, Lettering field: 10.15 x 10.5 mm

## Feed-through terminal block - UT 10-FE - 3047660

### Accessories

#### Marker for terminal blocks - ZB10,LGS:U-N - 1053438



Marker for terminal blocks, Strip, white, labeled, can be labeled with: Plotter, Horizontal: U, V, W, N, GND, U, V, W, N, GND, Mounting type: Snap into tall marker groove, for terminal block width: 10.2 mm, Lettering field: 10.15 x 10.5 mm

---

#### Marker for terminal blocks - UC-TM 10 CUS - 0824605



Marker for terminal blocks, can be ordered: by sheet, white, labeled according to customer specifications, Mounting type: Snap into tall marker groove, for terminal block width: 10.2 mm, Lettering field: 9.6 x 10.5 mm

---

#### Marker for terminal blocks - UCT-TM 10 CUS - 0829623



Marker for terminal blocks, can be ordered: by sheet, white, labeled according to customer specifications, Mounting type: Snap into tall marker groove, for terminal block width: 10.2 mm, Lettering field: 8.9 x 9.6 mm

---

#### Marker for terminal blocks - TMT 10 R CUS - 0824500



Marker for terminal blocks, can be ordered: By line, white, labeled according to customer specifications, Mounting type: Snap into universal marker groove, Snap into flat marker groove, for terminal block width: 10.2 mm, Lettering field: 6.35 x 10.15 mm

---

### Marker pen

#### Marker pen - X-PEN 0,35 - 0811228



Marker pen without ink cartridge, for manual labeling of markers, labeling extremely wipe-proof, line thickness 0.35 mm

## Feed-through terminal block - UT 10-FE - 3047660

### Accessories

#### Partition plate

Partition plate - ATP-UT - 3047167



Partition plate, Length: 50 mm, Width: 2.2 mm, Height: 48 mm, Color: gray

---

#### Pick-off terminal block

Pick-off terminal block - AGK 4-UT 10 - 3047112



Pick-off terminal block, Connection method: Screw connection, Cross section: 0.14 mm<sup>2</sup> - 6 mm<sup>2</sup>, AWG: 26 - 10, Width: 8.1 mm, Height: 24.7 mm, Color: gray, Mounting type: On base element

---

#### Planning and marking software

Software - CLIP-PROJECT ADVANCED - 5146040



Multilingual software for convenient configuration of Phoenix Contact products on standard DIN rails.

---

Software - CLIP-PROJECT PROFESSIONAL - 5146053



Multilingual software for terminal strip configuration. A marking module enables the professional marking of markers and labels for identifying terminal blocks, conductors and cables, and devices.

---

#### Reducing bridge

## Feed-through terminal block - UT 10-FE - 3047660

### Accessories

Reducing bridge - RB UT 10-(2,5/4) - 3047060



Reducing bridge, Pitch: 9.5 mm, Number of positions: 2, Color: red

---

Reducing bridge - RB UT 10-ST(2,5/4) - 3047086



Reducing bridge, Pitch: 10.8 mm, Number of positions: 2, Color: red

---

Reducing bridge - RB UT 35-10 - 3032168



Reducing bridge, Pitch: 10 mm, Number of positions: 2, Color: red

---

### Screwdriver tools

Screwdriver - SZS 1,0X4,0 VDE - 1205066



Screwdriver, slot-headed, VDE insulated, size: 1.0 x 4.0 x 100 mm, 2-component grip, with non-slip grip

---

### Terminal marking

Zack marker strip - ZB 10:UNBEDRUCKT - 1053001



Zack marker strip, Strip, white, unlabeled, can be labeled with: Plotter, Mounting type: Snap into tall marker groove, for terminal block width: 10.2 mm, Lettering field: 10.5 x 10.15 mm

## Feed-through terminal block - UT 10-FE - 3047660

### Accessories

---

#### Marker for terminal blocks - UC-TM 10 - 0818069



Marker for terminal blocks, Sheet, white, unlabeled, can be labeled with: BLUEMARK CLED, BLUEMARK LED, Plotter, Mounting type: Snap into tall marker groove, for terminal block width: 10.2 mm, Lettering field: 9.6 x 10.5 mm

---

#### Marker for terminal blocks - UCT-TM 10 - 0829142



Marker for terminal blocks, Sheet, white, unlabeled, can be labeled with: THERMOMARK CARD, BLUEMARK CLED, BLUEMARK LED, TOPMARK LASER, THERMOMARK PRIME, Mounting type: Snap into tall marker groove, for terminal block width: 10.2 mm, Lettering field: 8.9 x 9.6 mm

---

#### Marker for terminal blocks - TMT 10 R - 0816210



Marker for terminal blocks, Roll, white, unlabeled, can be labeled with: THERMOMARK ROLL, THERMOMARK ROLL X1, THERMOMARK X, THERMOMARK S1.1, Perforated, Mounting type: Snap into universal marker groove, Snap into flat marker groove, for terminal block width: 10.2 mm, Lettering field: 6.35 x 10.15 mm

---

#### Warning label printed

#### Warning label - WS UT 10 - 3047361

Warning sign for UT terminal blocks

