



Main

Range of Product	Modicon ABE7
Product or Component Type	Passive discrete I/O sub-base
Sub-base type	Miniature sub-base
[Us] rated supply voltage	19...30 V IEC 61131-2
Number of Channels	16
Number of terminal per channel	3
Connections - terminals	<p>Screw type terminals, 1 x 0.09...1 x 1.5 mm², 0.00...0.00 in² (0.09...1.5 mm²) AWG 28...AWG 16) flexible with cable end</p> <p>Screw type terminals, 1 x 0.14...1 x 2.5 mm², 0.00...0.00 in² (0.14...2.5 mm²) AWG 26...AWG 12) solid</p> <p>Screw type terminals, 1 x 0.14...1 x 2.5 mm², 0.00...0.00 in² (0.14...2.5 mm²) AWG 26...AWG 14) flexible without cable end</p> <p>Screw type terminals, 2 x 0.09...2 x 0.75 mm², 0.00...0.00 in² (0.09...0.75 mm²) AWG 28...AWG 20) flexible with cable end</p> <p>Screw type terminals, 2 x 0.2...2 x 2.5 mm², 0.00...0.00 in² (0.2...2.5 mm²) AWG 24...AWG 14) solid</p>

Complementary

Supply voltage type	DC
Number of horizontal rows	3
Status LED	Channel status 1 LED per channel Green) Power ON 1 LED Green)
Polarity distribution	0 V or 24 V
Short-circuit protection	2 A internal fuse, 5 x 20 mm, fast blow PLC end)
Fixing mode	By clips 35 mm symmetrical DIN rail) By screws solid plate with fixing kit)
Maximum supply current	1.8 A
Current per channel	0.5 A
Maximum current per output common	1.8 A
Voltage drop on power supply fuse	0.3 V
[Ui] rated insulation voltage	2000 V
Installation category	II IEC 60664-1
Tightening torque	5.31 lbf.in (0.6 N.m) flat Ø 3.5 mm
Net Weight	0.57 lb(US) (0.26 kg)

Environment

Product Certifications	BV DNV UL LROS (Lloyds register of shipping) GL CSA EAC
IP degree of protection	IP2x conforming to IEC 60529
Resistance to incandescent wire	1382 °F (750 °C) 30 s IEC 60695-2-11
Shock resistance	15 gn 11 ms IEC 60068-2-27
Vibration resistance	2 gn 10...150 Hz)IEC 60068-2-6

Resistance to electrostatic discharge	4 kV contact) level 3 IEC 61000-4-2 8 kV air) level 3 IEC 61000-4-2
Resistance to radiated fields	9.14 V/m (10 V/m) 26000000...1000000000 Hz)IEC 61000-4-3 level 3
Resistance to fast transients	2 kV level 3 IEC 61000-4-4
Ambient air temperature for operation	23...140 °F (-5...60 °C) IEC 61131-2
Ambient air temperature for storage	-40...176 °F (-40...80 °C) IEC 61131-2
Pollution degree	2 IEC 60664-1

Ordering and shipping details

Category	22375 - INTERFACE MODULE(ABA,R,S)
Discount Schedule	CP2
GTIN	3389110251159
Nbr. of units in pkg.	1
Package weight(Lbs)	8.47 oz (240 g)
Returnability	No
Country of origin	LV

Packing Units

Unit Type of Package 1	PCE
Package 1 Height	2.76 in (7 cm)
Package 1 width	3.23 in (8.2 cm)
Package 1 Length	5.35 in (13.6 cm)
Unit Type of Package 2	S03
Number of Units in Package 2	32
Package 2 Weight	18.22 lb(US) (8.265 kg)
Package 2 Height	11.81 in (30 cm)
Package 2 width	11.81 in (30 cm)
Package 2 Length	15.75 in (40 cm)

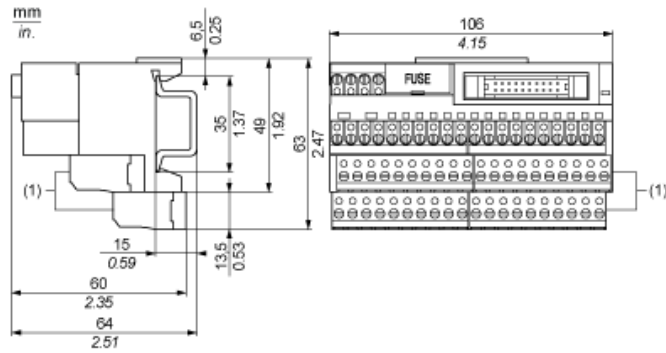
Offer Sustainability

Sustainable offer status	Green Premium product
California proposition 65	WARNING: This product can expose you to chemicals including: Lead and lead compounds, which is known to the State of California to cause cancer and birth defects or other reproductive harm. For more information go to www.P65Warnings.ca.gov
REACH Regulation	REACH Declaration
REACH free of SVHC	Yes
EU RoHS Directive	Pro-active compliance (Product out of EU RoHS legal scope) EU RoHS Declaration
Mercury free	Yes
RoHS exemption information	Yes
China RoHS Regulation	China RoHS Declaration
Environmental Disclosure	Product Environmental Profile
Circularity Profile	End Of Life Information
WEEE	The product must be disposed on European Union markets following specific waste collection and never end up in rubbish bins.

Contractual warranty

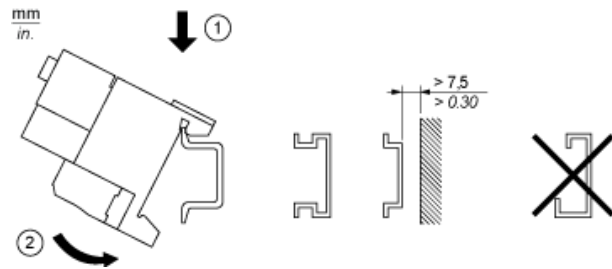
Warranty	18 months
----------	-----------

Dimensions

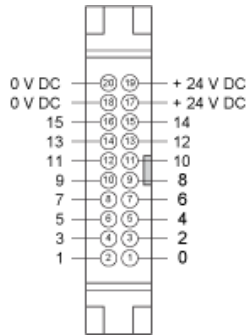


(1) ABE7BV10 / BV20

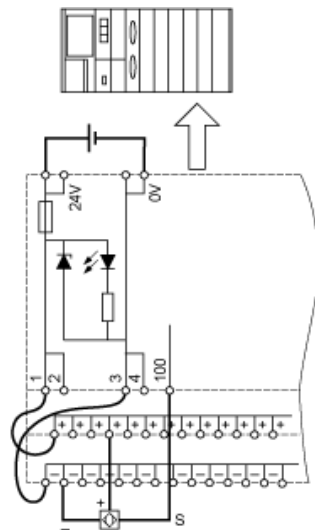
Mounting



HE10 16 Channels

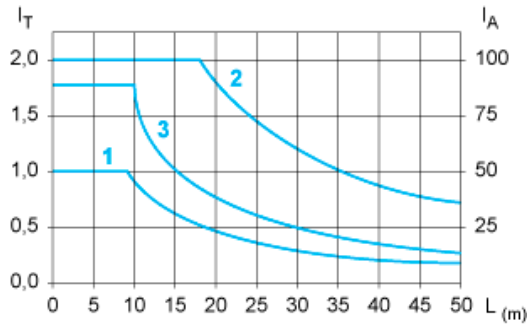


Wiring Diagram



Curves for Determining Cable Type and Length According to the Current

16-channel Sub-base



L Cable length

I_T Total current per sub base (A)

I_A Average current per channel (mA)

(1) TSXCDP••2 and ABFH20H••0 cables with c.s.a. 0.08 mm² (AWG 28).

(2) TSXCDP••3 cables with c.s.a. 0.34 mm² (AWG 22).

(3) Cables with c.s.a. 0.13 mm² (AWG 26).

The curves are given for a voltage drop of 1 V in the cable. For n volts tolerance, multiply the length determined from the graph by n.