

# Surface Mount NPN/PNP Complementary Transistor


## 2N4854U

Obsolete (2N4854UTX, 2N4854UTXV)



### Features:

- Ceramic 6 pin surface mount package
- Small package to minimize circuit board area
- Hermetically sealed
- Processed per MIL-PRF-19500/421



### Description:

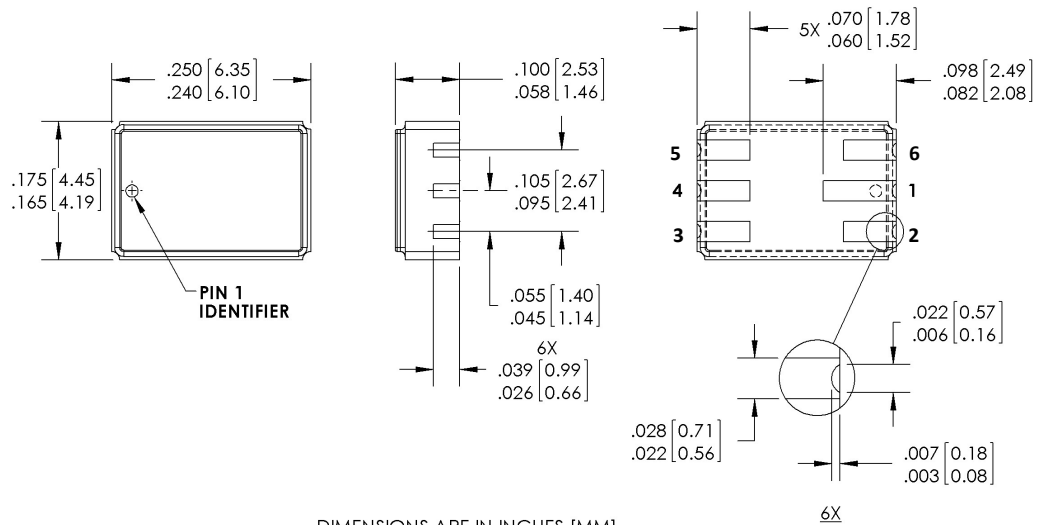
The 2N4854U (TX, TXV - **Obsolete**) are hermetically sealed, ceramic surface mount complementary NPN/PNP transistor pair. The "U" suffix denotes the six terminal (C-6) leadless chip carrier package option. The miniature six pin ceramic package is ideal for designs where board space and device weight are important design considerations.

Typical screening and lot acceptance tests are per MIL-PRF-19500/421. The burn-in condition is  $V_{CB} = 30\text{ V}$ ,  $P_D = 300\text{ mW}$  each transistor,  $T_A = 25^\circ\text{ C}$ . Refer to MIL-PRF-19500/421 for complete requirements.

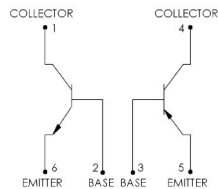
When ordering parts without processing, do not use the TX or TXV suffix.

### Applications:

- General switching
- Amplification
- Signal processing
- Radio transmission
- Logic gates



DIMENSIONS ARE IN INCHES [MM]



Pin #	PNP Transistor	Pin #	NPN
3	Base	2	Base
4	Collector	1	Collector
5	Emitter	6	Emitter

### General Note

TT Electronics reserves the right to make changes in product specification without notice or liability. All information is subject to TT Electronics' own data and is considered accurate at time of going to print.

TT Electronics | OPTEK Technology  
2900 E. Plano Pkwy, Plano, TX 75074 | Ph: +1 972 323 2200  
www.ttelectronics.com | sensors@ttelectronics.com

# Surface Mount NPN/PNP Complementary Transistor

2N4854U

Obsolete (2N4854UTX, 2N4854UTXV)



## Electrical Specifications

**Absolute Maximum Ratings** ( $T_A = 25^\circ\text{C}$  unless otherwise noted)

NPN to PNP Isolation Voltage	500 VDC
Collector-Base Voltage	60 V
Collector-Emitter Voltage	40 V
Emitter-Base Voltage	5.0 V
Collector Current-Continuous	600 mA
Operating Junction Temperature ( $T_J$ )	-65° C to +200° C
Storage Junction Temperature ( $T_{stg}$ )	-65° C to +200° C
Power Dissipation @ $T_A = 25^\circ\text{C}$ (both transistors driven equally)	0.6 W
Power Dissipation @ $T_c = 25^\circ\text{C}$ (both transistors driven equally)	2.0 W <sup>(1)</sup>
Soldering Temperature (vapor phase reflow for 30 seconds)	215° C
Soldering Temperature (heated collet for 5 seconds)	260° C

**Electrical Characteristics** ( $T_A = 25^\circ\text{C}$  unless otherwise noted)

SYMBOL	PARAMETER	MIN	MAX	UNITS	TEST CONDITIONS
<b>OFF CHARACTERISTICS</b>					
$V_{(BR)CBO}$	Collector-Base Breakdown Voltage	60	-	V	$I_C = 10\ \mu\text{A}$ , $I_E = 0$
$V_{(BR)CEO}$	Collector-Emitter Breakdown Voltage	40	-	V	$I_C = 10\ \text{mA}$ , $I_B = 0$ <sup>(2)</sup>
$V_{(BR)EBO}$	Emitter-Base Breakdown Voltage	5	-	V	$I_E = 10\ \mu\text{A}$ , $I_C = 0$
$I_{CBO}$	Collector-Base Cutoff Current	-	10	nA	$V_{CB} = 50\ \text{V}$ , $I_E = 0$
		-	10	$\mu\text{A}$	$V_{CB} = 50\ \text{V}$ , $I_E = 0$ , $T_A = 150^\circ\text{C}$
$I_{EBO}$	Emitter-Base Cutoff Current	-	10	nA	$V_{EB} = 3\ \text{V}$ , $I_C = 0$
<b>ON CHARACTERISTICS</b>					
$h_{FE}$	Forward-Current Transfer Ratio	50	-	-	$V_{CE} = 10\ \text{V}$ , $I_C = 150\ \text{mA}$ <sup>(2)</sup>
		35	-	-	$V_{CE} = 10\ \text{V}$ , $I_C = 0.1\ \text{mA}$
		50	-	-	$V_{CE} = 10\ \text{V}$ , $I_C = 1.0\ \text{mA}$
		75	-	-	$V_{CE} = 10\ \text{V}$ , $I_C = 10\ \text{mA}$ <sup>(2)</sup>
		100	300	-	$V_{CE} = 10\ \text{V}$ , $I_C = 150\ \text{mA}$ <sup>(2)</sup>
		35	-	-	$V_{CE} = 10\ \text{V}$ , $I_C = 300\ \text{mA}$ <sup>(2)</sup>
		12	-	-	$V_{CE} = 10\ \text{V}$ , $I_C = 10\ \text{mA}$ , $T_A = -55^\circ\text{C}$

Note: 1. Derate linearly 6.6 mW/° C above 25° C  
2. Pulse Width  $\leq 300\ \mu\text{s}$ , Duty Cycle  $\leq 2.0\ \%$

3. Polarities given are for the NPN device. Reverse polarity on limits & conditions as applicable for the PNP side.

**General Note**

TT Electronics reserves the right to make changes in product specification without notice or liability. All information is subject to TT Electronics' own data and is considered accurate at time of going to print.

TT Electronics | OPTEK Technology  
2900 E. Plano Pkwy, Plano, TX 75074 | Ph: +1 972 323 2200  
www.ttelectronics.com | sensors@ttelectronics.com

# Surface Mount NPN/PNP Complementary Transistor

2N4854U

Obsolete (2N4854UTX, 2N4854UTXV)



## Electrical Specifications

Electrical Characteristics ( $T_A = 25^\circ\text{C}$  unless otherwise noted)

SYMBOL	PARAMETER	MIN	MAX	UNITS	TEST CONDITIONS
<b>ON CHARACTERISTICS</b>					
$V_{CE(SAT)}$	Collector-Emitter Saturation Voltage	-	0.40	V	$I_C = 150\text{ mA}$ , $I_B = 15\text{ mA}^{(2)}$
$V_{BE(SAT)}$	Base-Emitter Saturation Voltage	0.8	-	V	$I_C = 150\text{ mA}$ , $I_B = 15\text{ mA}^{(2)}$
<b>SMALL-SIGNAL CHARACTERISTICS</b>					
$ h_{ie} $	Small Signal Common Emitter Input Impedance	1.5	9	k $\Omega$	$V_{CE} = 10\text{ V}$ , $I_C = 1.0\text{ mA}$ , $f = 1.0\text{ kHz}$
$ h_{oe} $	Small Signal Common Emitter Output Admittance	-	50	$\mu\text{mho}$	
$h_{fe}$	Small Signal Current Transfer Ratio	60	300	-	
NF	Noise Figure	-	8	db	$f = 1.0\text{ kHz}$ , $R_G = 1.0\text{ k}\Omega$ , $I_C = 0.1\text{ mA}$ , $V_{CE} = 10\text{ V}$
$ h_{fe} $	Small Signal Forward Current Transfer Ratio	2	8	-	$V_{CE} = 20\text{ V}$ , $I_C = 20\text{ mA}$ , $f = 100\text{ MHz}$
$C_{obo}$	Open Circuit Output Capacitance	-	8	pF	$V_{CB} = 10\text{ V}$ , $100\text{ kHz} \leq f \leq 1.0\text{ MHz}$
<b>SWITCHING CHARACTERISTICS</b>					
$t_{on}$	Turn-On Time	-	45	ns	$V_{CC} = 30\text{ V}$ , $I_C = 150\text{ mA}$ , $I_{B1} = 15\text{ mA}$
$t_{off}$	Turn-Off Time	-	300	ns	$V_{CC} = 30\text{ V}$ , $I_C = 150\text{ mA}$ , $I_{B1} = I_{B2} = 15\text{ mA}$

General Note

TT Electronics reserves the right to make changes in product specification without notice or liability. All information is subject to TT Electronics' own data and is considered accurate at time of going to print.

TT Electronics | OPTEK Technology  
2900 E. Plano Pkwy, Plano, TX 75074 | Ph: +1 972 323 2200  
www.ttelectronics.com | sensors@ttelectronics.com

# Surface Mount NPN/PNP Complementary Transistor

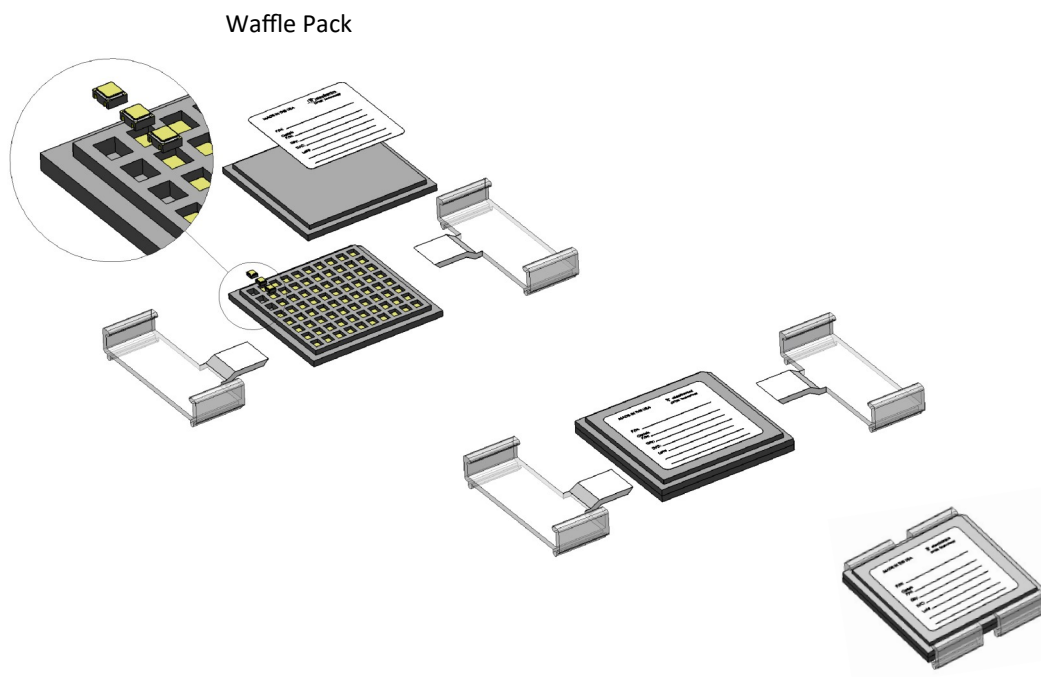
2N4854U

Obsolete (2N4854UTX, 2N4854UTXV)



## Packaging

### Standard Packaging:



#### General Note

TT Electronics reserves the right to make changes in product specification without notice or liability. All information is subject to TT Electronics' own data and is considered accurate at time of going to print.

© TT electronics plc

TT Electronics | OPTEK Technology  
2900 E. Plano Pkwy, Plano, TX 75074 | Ph: +1 972 323 2200  
[www.ttelectronics.com](http://www.ttelectronics.com) | [sensors@ttelectronics.com](mailto:sensors@ttelectronics.com)

Rev E 04/2022 Page 4