

Electronic housing - ME 22,5 UT KMGY - 2907732

Please be informed that the data shown in this PDF Document is generated from our Online Catalog. Please find the complete data in the user's documentation. Our General Terms of Use for Downloads are valid (<http://download.phoenixcontact.com>)



Lower part of housing, fully assembled, with metal foot catch.

Illustration shows fully mounted versions of the electronic housing, in green

Product Features

- Tool-free mounting
- Low design width with a high number of positions
- Large assembly area
- Same PCB geometry for all design widths
- Recessed labeling areas
- Inflammability class V0 according to UL 94
- Fast mounting on DIN rails according to EN 60715
- Material and part identification embossed on the housing (recyclability)
- Cost savings thanks to easy device production
- Functional earth ground contact (EMC) integrated in the housing base
- Electronic components can be partially removed
- Metal foot catch
- Optional BUS connection integrated in the housing, for either parallel or serial contacting



Key commercial data

Packing unit	1 1
Weight per Piece (excluding packing)	48.0 GRM
Custom tariff number	85369010
Country of origin	Germany

Technical data

General

Electronic housing - ME 22,5 UT KMGY - 2907732

Technical data

General

Housing type	Component housing
Housing material	Polyamide
Color	light gray

Ambient conditions

Ambient temperature (operation)	-40 °C ... 105 °C
---------------------------------	-------------------

Dimensions

Length	99 mm
Constructional height	114.5 mm
Width	22.5 mm

Technical data

Connection in acc. with standard	CUL
Nominal voltage U_N	300 V
Nominal current I_N	10 A
AWG/kcmil	30-12
Indicator1	CUL1
Inflammability class according to UL 94	V0
Number of positions	16
	4
	24

Classifications

eCl@ss

eCl@ss 4.0	27180401
eCl@ss 4.1	27180401
eCl@ss 5.0	27180506
eCl@ss 5.1	27180506
eCl@ss 6.0	27180802
eCl@ss 7.0	27182702
eCl@ss 8.0	27182702

ETIM

ETIM 2.0	EC001031
ETIM 3.0	EC001031
ETIM 4.0	EC001031
ETIM 5.0	EC001031

Electronic housing - ME 22,5 UT KMGY - 2907732

Classifications

UNSPSC

UNSPSC 6.01	31261501
UNSPSC 7.0901	31261501
UNSPSC 11	31261501
UNSPSC 12.01	31261501
UNSPSC 13.2	31261501

Approvals

Approvals


Approvals


UL Recognized / cUL Recognized / cULus Recognized

Ex Approvals

Approvals submitted

Approval details

UL Recognized 	
mm ² /AWG/kcmil	30-12
Nominal current I _N	10 A
Nominal voltage U _N	300 V

cUL Recognized 	
mm ² /AWG/kcmil	30-12
Nominal current I _N	10 A
Nominal voltage U _N	300 V

Electronic housing - ME 22,5 UT KMGY - 2907732

Approvals



Accessories

Accessories

Coding element

Coding star - CR-MSTB - 1734401



Coding section, inserted into the recess in the header or the inverted plug, red insulating material

Coding profile - CP-MSTB - 1734634



Coding profile, is inserted into the slot on the plug or inverted header, red insulating material

Component housing center part

Electronic housing - ME 45 UTM GN - 2853404



Intermediate element for modular extension of the volume of the housing in the pitch. The open intermediate element is 22.5 mm wide.

Electronic housing - ME 45 UTM G GN - 2853417



Intermediate element for modular extension of the volume of the housing in the pitch. The closed intermediate element is 22.5 mm wide.

Electronic housing - ME 22,5 UT KMGY - 2907732

Accessories

Electronic housing - ME 45 UTM GN - 2853404



Intermediate element for modular extension of the volume of the housing in the pitch. The open intermediate element is 22.5 mm wide.

Filler plug

Electronic housing - ME B-22,5 MSTBO KMGY - 2907965



Filler plugs, for unoccupied terminal points

Electronic housing - ME B-22,5 MKDSO KMGY - 2908498



Filler plugs, for unoccupied terminal points

Ground contact

Electronic housing - ME FE-CONTACT - 2908294



Functional earth ground contact, for intermediate elements.

Electronic housing - ME FE-CONTACT - 2908294



Functional earth ground contact, for intermediate elements.

Electronic housing - ME 22,5 UT KMGY - 2907732

Accessories

Mounting material

Components of electronic housing - ME-SAS - 2853899



Shield connection clamp for printed circuit terminal block

Electronic housing - ME LPZS - 2906911



PCB stop, for soldering onto PCB

Electronic housing - ME MF 17,5 - 2908281



Metal foot catch, for intermediate elements.

Electronic housing - ME LPZS - 2906911



PCB stop, for soldering onto PCB

Electronic housing - ME MF 17,5 - 2908281




Metal foot catch, for intermediate elements.

Electronic housing - ME 22,5 UT KMGY - 2907732

Accessories

PCB

Electronic housing - ME LP - 2906908



PCB, for custom fitting, with contact to DIN rail (EN 60715)

Printed circuit board housing

Base strip - MSTBO 2,5/ 4-G1L KMGY - 2907774



Header, Nominal current: 12 A, Rated voltage (III/2): 320 V, Number of positions: 4, Pitch: 5 mm, Assembly: Soldering

Base strip - MSTBO 2,5/ 4-G1R KMGY - 2907787



Header, Nominal current: 12 A, Rated voltage (III/2): 320 V, Number of positions: 4, Pitch: 5 mm, Assembly: Soldering

Printed-circuit board connector - MSTBT 2,5/ 4-ST KMGY - 1878037



Plug component, Nominal current: 12 A, Rated voltage (III/2): 320 V, Number of positions: 4, Pitch: 5 mm, Connection method: Screw connection, Color: Light gray, Contact surface: Tin

Printed-circuit board connector - FKCT 2,5/ 4-ST KMGY - 1921900



Plug component, Nominal current: 12 A, Rated voltage (III/2): 320 V, Number of positions: 4, Pitch: 5 mm, Connection method: Spring-cage connection, Color: Light gray, Contact surface: Tin

Electronic housing - ME 22,5 UT KMGY - 2907732

Accessories

Required add-on products

Electronic housing - ME 22,5 OT-MSTBO SET - 2907444

Housing upper part, complete with 4 pairs of COMBICON headers and plugs



Electronic housing - ME 22,5 OT-1MSTBO GN - 2709558



Upper part of housing, for COMBICON connection, single-level

Electronic housing - ME 22,5 OT-MSTBO GN - 2907169



Upper part of housing, for COMBICON connection, double-level

Electronic housing - ME 22,5 OT-MKDSO GN - 2907172



Housing upper part, for printed circuit terminal block connection

Electronic housing - ME 22,5 OT-MKDSO SET - 2907473

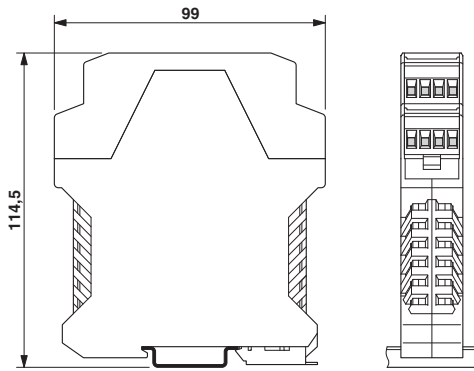
Housing upper part, complete with PCB termination blocks for full equipping. 16-pos., housing width: 22.5 mm



Electronic housing - ME 22,5 UT KMGY - 2907732

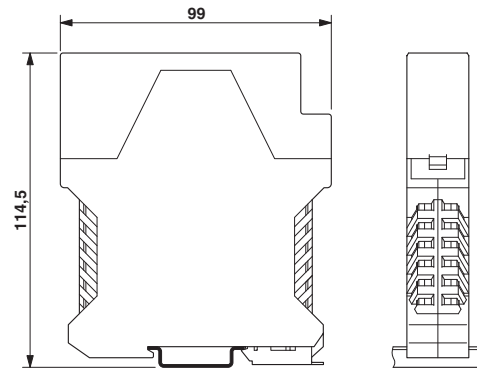
Drawings

Dimensioned drawing



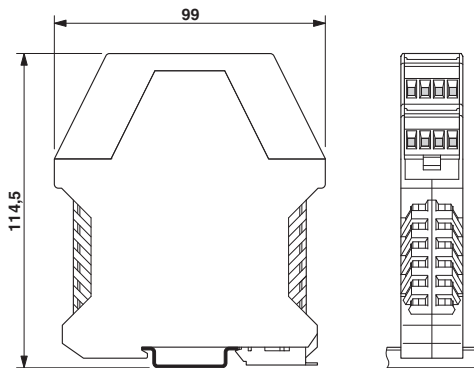
Dimensions of the electronic housing ME... with double-level upper part

Dimensioned drawing



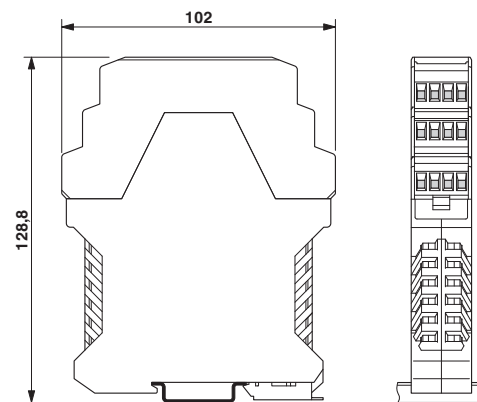
Dimensions of the electronic housing ME... with single-level upper part

Dimensioned drawing



Dimensions of the electronic housing ME... with double-level upper part

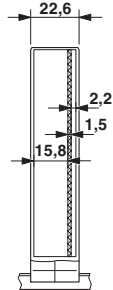
Dimensioned drawing



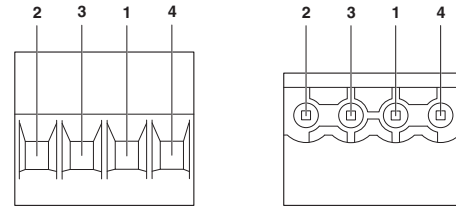
Dimensional drawing of the ME... printed circuit board if the triple-level upper part is used

Electronic housing - ME 22,5 UT KMGY - 2907732

Dimensioned drawing



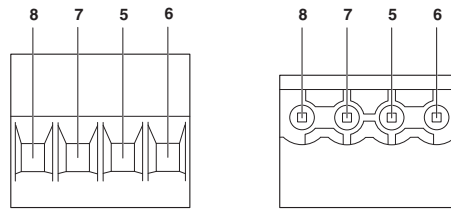
Schematic diagram



Inner housing dimensions, electronic housing ME 22.5 ...

Pin assignment left

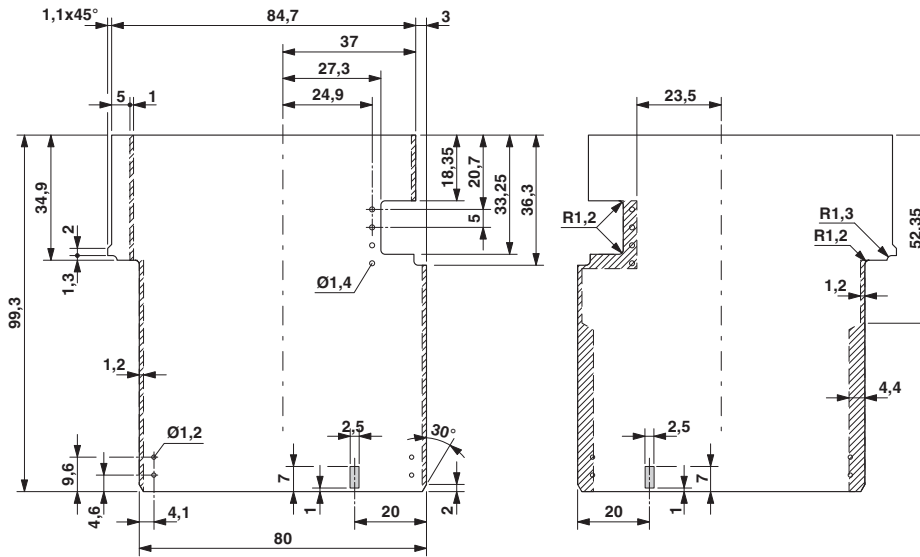
Schematic diagram



Pin assignment right

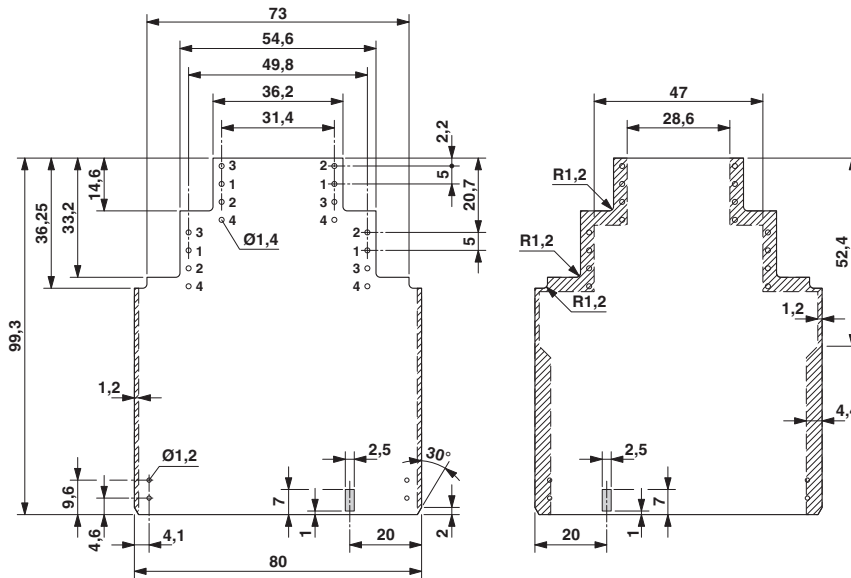
Electronic housing - ME 22,5 UT KMGY - 2907732

Dimensioned drawing



Dimensional drawing of the ME... printed circuit board if the single level upper part is used

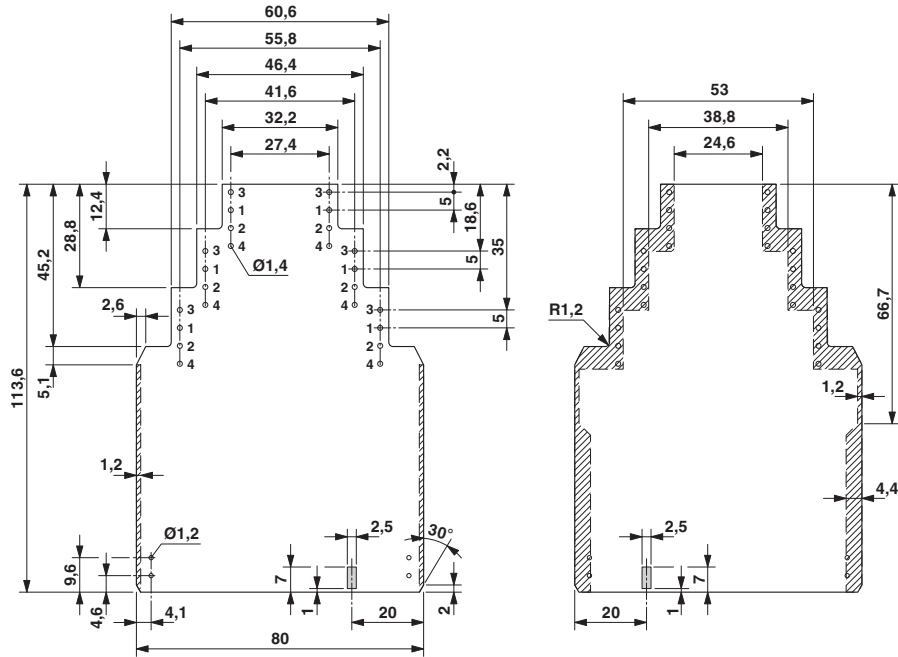
Dimensioned drawing



Dimensional drawing of the ME... printed circuit board if the double level upper part is used

Electronic housing - ME 22,5 UT KMGY - 2907732

Dimensioned drawing



Dimensional drawing of the ME... printed circuit board if the triple-level upper part is used