


Solid-state relays - ST-OV4- 24DC/ 24DC/1-PRO - 2905572

Please be informed that the data shown in this PDF Document is generated from our Online Catalog. Please find the complete data in the user's documentation. Our General Terms of Use for Downloads are valid (<http://phoenixcontact.com/download>)




Plug-in power protective circuit solid-state relay, with signal logic, can be plugged into 4-pos. basic terminal blocks, input: 24 V DC, output: short-circuit-proof, 18 - 36 V DC/1 A

Product Features

- Reliable detection and indication of an open circuit on the load side
- Time-dependent overload shutdown for reliable protection against continuous overloads
- Fast short circuit shutdown with simultaneous current limitation
- Feedback in the event of an error
- Brief inrush peaks are ignored
- After an overload or short-circuit has been triggered, a defined reset of the control voltage must be carried out



Key commercial data

Packing unit	1 pc
GTIN	 4 017918 107604
Weight per Piece (excluding packing)	35.88 GRM
Custom tariff number	85364190
Country of origin	Germany

Technical data

Dimensions

Width	27 mm
Height	63.5 mm
Depth	114 mm

Ambient conditions

Solid-state relays - ST-OV4- 24DC/ 24DC/1-PRO - 2905572

Technical data

Ambient conditions

Ambient temperature (operation)	0 °C ... 60 °C
Ambient temperature (storage/transport)	0 °C ... 70 °C

Input data

Nominal input voltage U_N	24 V DC \pm 50%
Switching threshold "0" signal, voltage	5 V DC
Switching threshold "1" signal voltage	8.5 V DC
Typical input current at U_N	6.5 mA
Typical response time	300 μ s
Typical turn-off time	700 μ s
Status display	Yellow LED
Operating voltage display	Yellow LED
Type of protection	Protection against polarity reversal
Protective circuit/component	Polarity protection diode
Transmission frequency	100 Hz

Output data

Output voltage range	18 V DC ... 36 V DC
Limiting continuous current	1 A (see derating curve)
Min. load current	1 mA
Current limitation at short-circuits	approx. 25 A
Voltage drop at max. limiting continuous current	300 mV
Output circuit	3-conductor, ground-referenced
Indication	Red LED
Type of protection	Protection against polarity reversal
	Free-wheeling diode
Protective circuit/component	Damping diode
Output voltage range	5 V DC ... 36 V DC
Limiting continuous current	50 mA
Voltage drop at max. limiting continuous current	\leq 1.5 V
Output circuit	2-wire, floating
Type of protection	Protection against polarity reversal
Protective circuit/component	Polarity protection diode

General

Test voltage input/output	2.5 kV AC
Test voltage output/output	2.5 kV AC
Mounting position	any
Assembly instructions	In rows with zero spacing

Solid-state relays - ST-OV4- 24DC/ 24DC/1-PRO - 2905572

Technical data

General

Standards/regulations	IEC 60664
	EN 50178
	IEC 62103
Rated surge voltage / insulation	Basic insulation

Classifications

eCl@ss

eCl@ss 4.0	27371102
eCl@ss 4.1	27371102
eCl@ss 5.0	27371001
eCl@ss 5.1	27371001
eCl@ss 6.0	27371001
eCl@ss 7.0	27371001
eCl@ss 8.0	27371001

ETIM

ETIM 2.0	EC001504
ETIM 3.0	EC001504
ETIM 4.0	EC001504
ETIM 5.0	EC001504

UNSPSC

UNSPSC 6.01	30211916
UNSPSC 7.0901	39121542
UNSPSC 11	39121542
UNSPSC 12.01	39121542
UNSPSC 13.2	39121542

Approvals

Approvals

Approvals

GOST / GOST



Ex Approvals

Solid-state relays - ST-OV4- 24DC/ 24DC/1-PRO - 2905572

Approvals

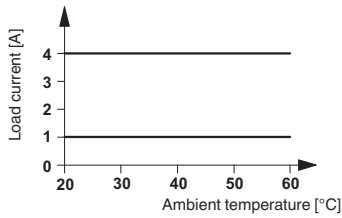
Approvals submitted

Approval details

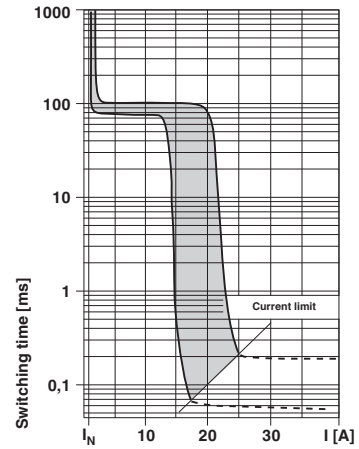


Drawings

Diagram

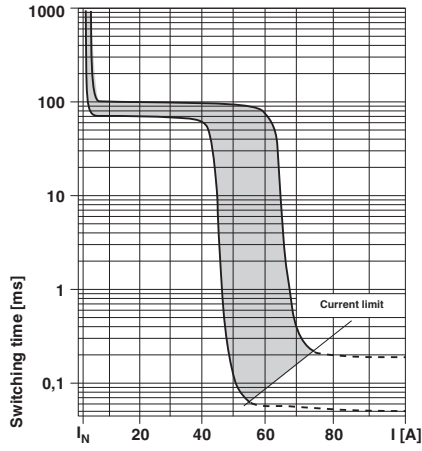


Diagram

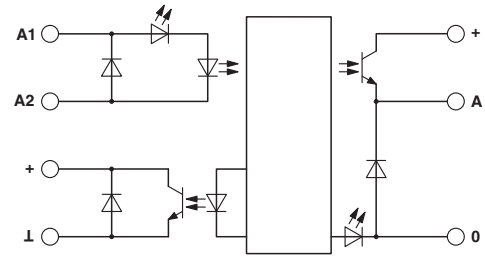


Solid-state relays - ST-OV4- 24DC/ 24DC/1-PRO - 2905572

Diagram



Circuit diagram



1 = protection and signal logic

Solid-state relays - ST-OV4- 24DC/ 24DC/1-PRO - 2905572

Catalog photo




Figure may contain other products.

Solid-state relays - ST-OV4- 24DC/ 24DC/1-PRO - 2905572

Diagram

