


## TT-STTB-24

Order No.: 2858140

The illustration shows version TT-STTB-12

<http://eshop.phoenixcontact.de/phoenix/treeViewClick.do?UID=2858140>

Spring-cage terminal block with suppressor diode as fine surge protection, nominal voltage 24 V DC, for mounting on NS 35/7.5

Commercial data	
GTIN (EAN)	 4 017918 877866
sales group	J300
Pack	25 pcs.
Customs tariff	85363010
Catalog page information	Page 104 (TT-2009)

### Product notes

WEEE/RoHS-compliant since:  
06/06/2006



<http://www.download.phoenixcontact.com>  
Please note that the data given here has been taken from the online catalog. For comprehensive information and data, please refer to the user documentation. The General Terms and Conditions of Use apply to Internet downloads.

Technical data	
<b>General</b>	
Housing material	PA 6.6
Inflammability class acc. to UL 94	V0
Color	black

Standards for air and creepage distances	IEC 60664-1: 1992-10
	VDE 0110-1
Total surge current (8/20) $\mu$ s	119 A
Ambient temperature (operation)	-40 °C ... 85 °C
Mounting type	DIN rail: 35 mm
Design	Double-level terminal block
Degree of protection	IP20
Direction of action	Line-Line
Width	6.20 mm
Height	47.50 mm
Length	83.50 mm

**Protective circuit**

IEC category	C3
VDE requirement class	C3
Nominal voltage $U_N$	24 V DC
Maximum continuous operating voltage $U_C$	40 V DC
	28 V AC
Maximum continuous voltage $U_C$ (wire-wire)	40 V DC
	28 V AC
Nominal current $I_N$	32 A (60°C)
Operating effective current $I_C$ at $U_C$	$\leq 5 \mu$ A
Nominal discharge surge current $I_n$ (8/20) $\mu$ s (Core-Core)	119 A
Total surge current (8/20) $\mu$ s	119 A
Max. discharge surge current $I_{max}$ (8/20) $\mu$ s maximum (Core-Core)	119 A
Nominal pulse current $I_{an}$ (10/1000) $\mu$ s (Core-Core)	23 A
Output voltage limitation at 1 kV/ $\mu$ s (Core-Earth) spike	$\leq 60$ V
Output voltage limitation at 1 kV/ $\mu$ s (Core-Core) static	$\leq 60$ V
Residual voltage at $I_n$ , (conductor-conductor)	$\leq 80$ V
Residual voltage with $I_{an}$ (10/1000) $\mu$ s (conductor-conductor)	$\leq 65$ V
Protection level $U_P$ (Core-Core)	55 V (C3 (10 A))
Response time $t_A$ (Core-Core)	$\leq 1$ ns

Input attenuation aE, sym.	0.1 dB ( $\leq$ 400 kHz/150 $\Omega$ )
Cut-off frequency fg (3 dB), sym. in 150 Ohm system	Typ. 2 MHz
Capacity (Core-Core)	1.1 nF (With 1 MHz)
Surge carrying capacity in acc. with IEC 61643-21 (Core-Core)	C3 (10 A)

**Connection data**

Type of connection	Spring-cage connection
Connection type IN	Spring-cage
Connection type OUT	Spring-cage
Conductor cross section stranded min.	0.5 mm <sup>2</sup>
Conductor cross section stranded max.	4 mm <sup>2</sup>
Conductor cross section solid min.	0.5 mm <sup>2</sup>
Conductor cross section solid max.	6 mm <sup>2</sup>
Conductor cross section AWG/kcmil min.	20
Conductor cross section AWG/kcmil max	10

**Connection, protective circuit**

Standards/regulations	IEC 61643-21
-----------------------	--------------

**Certificates / Approvals**

Certification	GOST
---------------	------

**Accessories**

Item	Designation	Description
<b>Assembly</b>		
3030747	ATP-STTB 4	Partition plate, Length: 88.7 mm, Width: 2 mm, Height: 53 mm, Color: gray

**General**

2858496	TT-D-STTB BK	End cover for TERMITRAB TT-STTB-..., width: 2.2 mm, color: Black
---------	--------------	--

**Marking**

1051993	B-STIFT	Marker pen, for manual labeling of unprinted Zack strips, smear-proof and waterproof, line thickness 0.5 mm
1051016	ZB 6,LGS:FORTL.ZAHLEN	Zack marker strip, 10-section, printed horizontally: with the numbers 1 - 10, 11 - 20 and so on up to 491 - 500, color: white
1051414	ZB 6,LGS:L1-N,PE	Zack strip, printed horizontally, strips with 10 labels, L1, L2, L3, N, PE, L1, L2, L3, N, PE, color: white
1051430	ZB 6,LGS:U-N	Zack strip, printed horizontally: 10-section, U, V, W, N, GND, U, V, W, N, GND, color: white
1050499	ZB 6:SO/CMS	Zack strip, 10-section, divisible, special printing, marking according to customer requirements
1051003	ZB 6:UNBEDRUCKT	Zack strip, unprinted, strips with 10 labels for individual labeling with M-PEN or CMS system, for terminal block width: 6.2 mm, color: white
0808749	ZBF 6,LGS:FORTL.ZAHLEN	Zack marker strip, flat, printed horizontally: 10-section, with the numbers 1 - 10, 11 - 20, and so on up to 91 - 100, color: white
0808736	ZBF 6/WH-100:UNBEDRUCKT	Zack strip, flat, unprinted: 10-section, for individual labeling with M-PEN or ZBF-T, large batch, sufficient for labeling 1000 terminal blocks, color: white
0808710	ZBF 6:UNBEDRUCKT	Zack strip, flat, unprinted: 10-section, for individual labeling with M-PEN or ZBF-T, sufficient for 100 terminal blocks, color: white

**Additional products**

Item	Designation	Description
------	-------------	-------------

**Assembly**

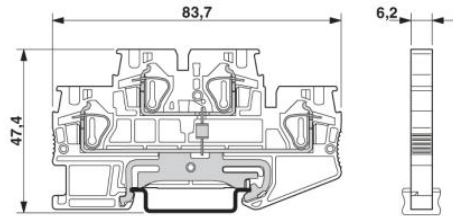
3030747	ATP-STTB 4	Partition plate, Length: 88.7 mm, Width: 2 mm, Height: 53 mm, Color: gray
2839295	SSA 3-6	shield fast connections for conductor diameter 3 - 6 mm. Potential connection cable: 200 mm, black
2839512	SSA 5-10	Shield fast connection for conductor diameters 5 - 10 mm. Potential connection cable: 200 mm, black

**General**

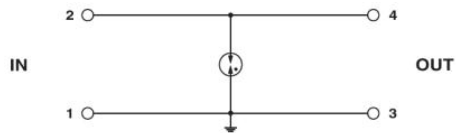
2858496	TT-D-STTB BK	End cover for TERMITRAB TT-STTB-..., width: 2.2 mm, color: Black
---------	--------------	--

## Diagrams/Drawings

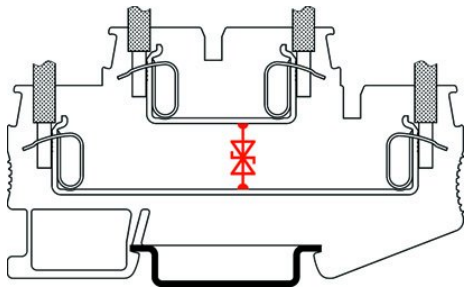
### Dimensioned drawing



### Circuit diagram



### Schematic diagram



TT-STTB-24 Order No.: 2858140

<http://eshop.phoenixcontact.de/phoenix/treeViewClick.do?UID=2858140>

---

**Address**

PHOENIX CONTACT Deutschland GmbH  
Flachmarktstr. 8  
32825 Blomberg, Germany  
Phone +49 5235 3 12000  
Fax +49 5235 3 41200  
<http://www.phoenixcontact.de>



© 2011 Phoenix Contact  
Technical modifications reserved;