
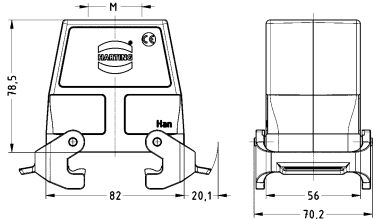

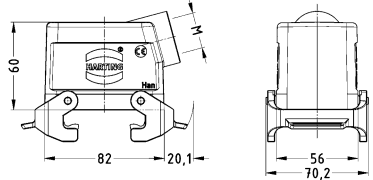
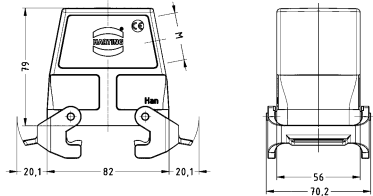

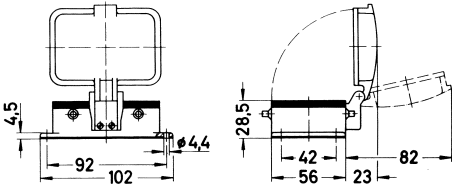
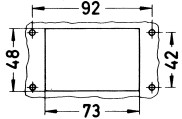


Standard Hoods/housings for industrial applications
Double locking lever (on the hood)

Housings

Identification	Cable entry	Part number		Drawing (dimensions in mm)
		Low construction	High construction	
Han A®, Hood, Top entry, Han-Easy Lock®, IP65 	1x M32		19 20 032 0437	
Han A®, Hood, Side entry, Han-Easy Lock®, IP65 	1x M25 1x M32	19 20 032 1531	19 20 032 0537	 
Han A®, Bulkhead mounted housing, With thermo-plastic cover, IP65 		09 20 032 0302		  Panel cut out