

Surge protection device - TT-SLKK5/ 48DC - 2794916

Please be informed that the data shown in this PDF Document is generated from our Online Catalog. Please find the complete data in the user's documentation. Our General Terms of Use for Downloads are valid (<http://phoenixcontact.com/download>)




Modular terminal block with varistor as surge voltage protection between clamping connector and DIN rail, separate ground connection, nominal voltage: 48 V DC, mounting on NS 35/7.5, terminal width: 6.2 mm, terminal height: 69 mm

Your advantages

- ✓ Protective element between the feed-through terminal block and the metal mounting foot
- ✓ Modular terminal blocks with screw connection technology



Key Commercial Data

Packing unit	1 pc
GTIN	 4 017918 072988
GTIN	4017918072988
Weight per Piece (excluding packing)	20.990 g
Custom tariff number	85363030
Country of origin	Germany

Technical data

Dimensions

Height	69.5 mm
Width	6.2 mm
Length	66.5 mm

Ambient conditions

Ambient temperature (operation)	-40 °C ... 85 °C
Degree of protection	IP20

General

Surge protection device - TT-SLKK5/ 48DC - 2794916

Technical data

General

Housing material	PA
Flammability rating according to UL 94	V-2
Color	black
Mounting type	DIN rail: 35 mm
Type	Single-level terminal block – separate PE connection
Direction of action	Line-Earth Ground

Protective circuit

IEC test classification	C1
	C2
	C3
VDE requirement class	C1
	C2
	C3
Nominal voltage U_N	48 V DC
Maximum continuous voltage U_C	65 V DC
	50 V AC
Rated current	32 A (50 °C)
Operating effective current I_C at U_C	$\leq 100 \mu\text{A}$
Residual current I_{PE}	$\leq 100 \mu\text{A}$
Nominal discharge current I_n (8/20) μs (line-earth)	2 kA
Total discharge current I_{total} (8/20) μs	6.5 kA
Max. discharge current I_{max} (8/20) μs maximum (line-earth)	6.5 kA
Nominal pulse current I_{an} (10/1000) μs (line-earth)	75 A
Output voltage limitation at 1 kV/ μs (line-earth) spike	$\leq 150 \text{ V}$
Output voltage limitation at 1 kV/ μs (line-earth) static	$\leq 125 \text{ V}$
Residual voltage at I_n (line-earth)	$\leq 240 \text{ V}$
Response time t_A (line-earth)	$\leq 25 \text{ ns}$
Cut-off frequency f_g (3 dB), asym. (PE) in 150 Ohm system	typ. 600 kHz
Surge protection fault message	none

Connection data

Connection method	Screw connection
Connection method IN	Screw terminal blocks
Connection method OUT	Screw terminal blocks
Screw thread	M3
Tightening torque	0.8 Nm
Stripping length	8 mm

Surge protection device - TT-SLKK5/ 48DC - 2794916

Technical data

Connection data

Conductor cross section flexible	0.2 mm ² ... 4 mm ²
Conductor cross section solid	0.2 mm ² ... 4 mm ²
Conductor cross section AWG	24 ... 12

Standards and Regulations

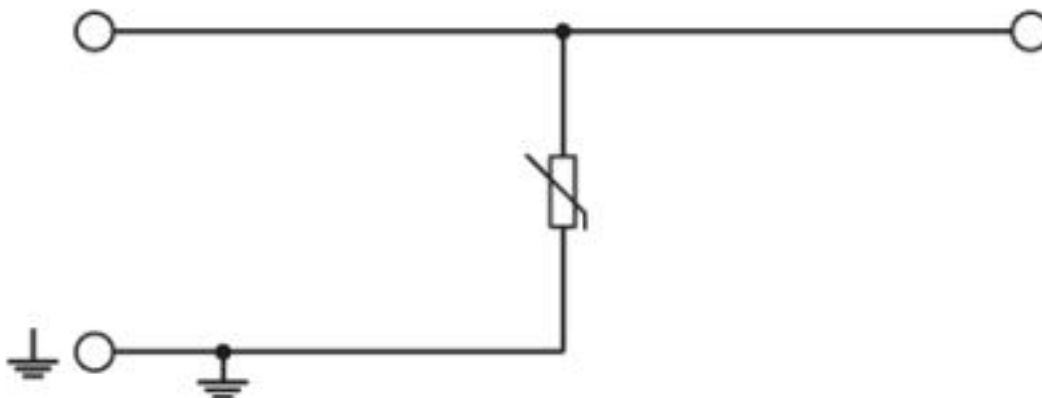
Standards/regulations	IEC 61643-21
-----------------------	--------------

Environmental Product Compliance

REACH SVHC	Lead 7439-92-1
China RoHS	Environmentally Friendly Use Period = 50 years
	For details about hazardous substances go to tab "Downloads", Category "Manufacturer's declaration"

Drawings

Circuit diagram



Classifications

eCl@ss

eCl@ss 4.0	27130800
eCl@ss 4.1	27130800
eCl@ss 5.0	27130800
eCl@ss 5.1	27130800
eCl@ss 6.0	27130800
eCl@ss 7.0	27130807
eCl@ss 8.0	27130807
eCl@ss 9.0	27130807

Surge protection device - TT-SLKK5/ 48DC - 2794916

Classifications

ETIM

ETIM 2.0	EC000943
ETIM 3.0	EC000943
ETIM 4.0	EC000943
ETIM 5.0	EC000943
ETIM 6.0	EC000943
ETIM 7.0	EC000943

UNSPSC

UNSPSC 6.01	30212010
UNSPSC 7.0901	39121610
UNSPSC 11	39121610
UNSPSC 12.01	39121610
UNSPSC 13.2	39121620
UNSPSC 18.0	39121620
UNSPSC 19.0	39121620
UNSPSC 20.0	39121620
UNSPSC 21.0	39121620

Approvals


Approvals

Approvals

CSA / UL Recognized / cUL Recognized / EAC / EAC / cULus Recognized

Ex Approvals

Approval details

CSA		http://www.csagroup.org/services-industries/product-listing/	13631
Nominal voltage UN	48 V		
Nominal current IN	34 A		
mm ² /AWG/kcmil	28-12		

Surge protection device - TT-SLKK5/ 48DC - 2794916

Approvals

UL Recognized		http://database.ul.com/cgi-bin/XYV/template/LISEXT/1FRAME/index.htm	FILE E 60425
Nominal voltage UN	48 V		
Nominal current IN	30 A		
mm ² /AWG/kcmil	26-10		

cUL Recognized		http://database.ul.com/cgi-bin/XYV/template/LISEXT/1FRAME/index.htm	FILE E 60425
Nominal voltage UN	48 V		
Nominal current IN	30 A		
mm ² /AWG/kcmil	26-12		

EAC		EAC-Zulassung
-----	--	---------------

EAC		RU C-DE.A*30.B01561
-----	--	---------------------

cULus Recognized	
------------------	--

Accessories

Accessories

End cover

End cover - D-UKK 3/5 BK - 2770228



End cover, length: 56 mm, width: 2.5 mm, height: 66.5 mm, color: black

Surge protection device - TT-SLKK5/ 48DC - 2794916

Accessories

Labeled terminal marker

Zack Marker strip, flat - ZBF 6,LGS:FORTL.ZAHLEN - 0808749



Zack Marker strip, flat, Strip, white, labeled, printed horizontally: consecutive numbers 1 ... 10, 11 ... 20, etc. up to 91 ... 100, mounting type: snap into flat marker groove, for terminal block width: 6.2 mm, lettering field size: 5.15 x 6.15 mm, Number of individual labels: 10

Marker for terminal blocks - ZB 6,LGS:L1-N,PE - 1051414



Marker for terminal blocks, Strip, white, labeled, can be labeled with: CMS-P1-PLOTTER, Horizontal: L1, L2, L3, N, PE, L1, L2, L3, N, PE, mounting type: snap into tall marker groove, for terminal block width: 6.2 mm, lettering field size: 6.15 x 10.5 mm, Number of individual labels: 10

Marker for terminal blocks - ZB 6,LGS:U-N - 1051430



Marker for terminal blocks, Strip, white, labeled, can be labeled with: CMS-P1-PLOTTER, printed horizontally: U, V, W, N, GND, U, V, W, N, GND, mounting type: snap into tall marker groove, for terminal block width: 6.2 mm, lettering field size: 6.15 x 10.5 mm, Number of individual labels: 10

Zack marker strip - ZB 6,LGS:FORTL.ZAHLEN - 1051016



Zack marker strip, Strip, white, labeled, can be labeled with: CMS-P1-PLOTTER, printed horizontally: consecutive numbers 1 ... 10, 11 ... 20, etc. up to 491 ... 500, mounting type: snap into tall marker groove, for terminal block width: 6.2 mm, lettering field size: 6.15 x 10.5 mm, Number of individual labels: 10

Marker pen

Surge protection device - TT-SLKK5/ 48DC - 2794916

Accessories

Marker pen - B-STIFT - 1051993



Marker pen, for manual labeling of unprinted Zack strips, smear-proof and waterproof, line thickness 0.5 mm

Partition plate

Spacer plate - DP-UKK 3/5 BK - 2770833



Spacer plate, to compensate for level offsets, length: 56 mm, width: 2.5 mm, height: 25 mm, color: black

Terminal marking

Zack Marker strip, flat - ZBF 6:UNBEDRUCKT - 0808710



Zack Marker strip, flat, Strip, white, unlabeled, can be labeled with: PLOTMARK, CMS-P1-PLOTTER, mounting type: snap into flat marker groove, for terminal block width: 6.2 mm, lettering field size: 5.15 x 6.15 mm, Number of individual labels: 10

Zack Marker strip, flat - ZBF 6/WH-100:UNBEDRUCKT - 0808736



Zack Marker strip, flat, Strip, white, unlabeled, can be labeled with: PLOTMARK, CMS-P1-PLOTTER, mounting type: snap into flat marker groove, for terminal block width: 6.2 mm, lettering field size: 5.15 x 6.15 mm, Number of individual labels: 10

Zack marker strip - ZB 6:UNBEDRUCKT - 1051003



Zack marker strip, Strip, white, unlabeled, can be labeled with: PLOTMARK, CMS-P1-PLOTTER, mounting type: snap into tall marker groove, for terminal block width: 6.2 mm, lettering field size: 6.15 x 10.5 mm, Number of individual labels: 10

Surge protection device - TT-SLKK5/ 48DC - 2794916

Accessories

Additional products

End cover - D-UKK 3/5 BK - 2770228



End cover, length: 56 mm, width: 2.5 mm, height: 66.5 mm, color: black

Spacer plate - DP-UKK 3/5 BK - 2770833



Spacer plate, to compensate for level offsets, length: 56 mm, width: 2.5 mm, height: 25 mm, color: black

Shield connection - SSA 3-6 - 2839295



Shield fast connection for 3 ... 6 mm cable diameter. Potential connecting cable: 200 mm, 1 mm², color: black

Shield connection - SSA 5-10 - 2839512



Shield fast connection for 5 ... 10 mm cable diameter. Potential connecting cable: 200 mm, 1 mm², color: black
