

WPD 108 1X120/2X35+3X25+4X16 BK**Weidmüller Interface GmbH & Co. KG**

Klingenbergstraße 26

D-32758 Detmold

Germany

www.weidmueller.com

**Power feed-in**

Our wide range of W-Series terminal blocks with our WPD main line branch terminals, which are optimised to guarantee both convenience and space gains, ensures a secure and convenient connection at the power feed-in.

General ordering data

Version	W-Series, Distribution block, Rated cross-section: Screw connection
Order No.	2725380000
Type	WPD 108 1X120/2X35+3X25+4X16 BK
GTIN (EAN)	4050118796506
Qty.	1 pc(s).

Creation date January 10, 2022 9:44:19 PM CET

Catalogue status 17.12.2021 / We reserve the right to make technical changes.

WPD 108 1X120/2X35+3X25+4X16 BK
Weidmüller Interface GmbH & Co. KG

Klingenbergstraße 26

D-32758 Detmold

Germany

www.weidmueller.com

Technical data
Dimensions and weights

Depth	77 mm	Depth (inches)	3.031 inch
Height	95 mm	Height (inches)	3.74 inch
Width	51.1 mm	Width (inches)	2.012 inch
Net weight	480 g		

Temperatures

Storage temperature	-25 °C...55 °C	Continuous operating temp., min.	-50 °C
Continuous operating temp., max.	130 °C		

Environmental Product Compliance

REACH SVHC	Lead 7439-92-1
------------	----------------

Material data

Material	Wemid	Colour	black
UL 94 flammability rating	V-0		

System specifications

Version	Screw connection	End cover plate required	No
Number of potentials	1	Number of levels	1
Number of clamping points per level	2	Number of potentials per tier	1
Levels cross-connected internally	Yes	Rail	Mounting plate, TS 35
N-function	Yes	PE function	No
PEN function	No		

Additional technical data

Open sides	closed	Type of mounting	Snap-on
------------	--------	------------------	---------

Conductors for clamping (rated connection)

Connection direction	on side	Type of connection	Screw connection
----------------------	---------	--------------------	------------------

General

Number of poles	1	Rail	Mounting plate, TS 35
Standards	IEC 60947-7-1, UL 1059		

Rating data

Rated AC voltage	1,000 V	Rated DC voltage	1,500 V DC
Rated current	400 A	Standards	IEC 60947-7-1, UL 1059

Classifications

ETIM 6.0	EC000897	ETIM 7.0	EC000897
ETIM 8.0	EC000897	ECLASS 9.0	27-14-11-20
ECLASS 9.1	27-14-11-20	ECLASS 10.0	27-14-11-20
ECLASS 11.0	27-14-11-20		

Creation date January 10, 2022 9:44:19 PM CET

Catalogue status 17.12.2021 / We reserve the right to make technical changes.

WPD 108 1X120/2X35+3X25+4X16 BK

Weidmüller Interface GmbH & Co. KG
Klingenbergstraße 26
D-32758 Detmold
Germany

www.weidmueller.com

Technical data**Approvals**

Approvals



ROHS

Conform

Downloads

Approval/Certificate/Document of Conformity	DNV Certificate CE Declaration of Conformity
User Documentation	DATA SHEET WPD 108
Catalogues	Catalogues in PDF-format

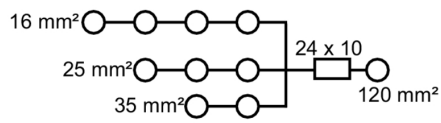
Data sheet

WPD 108 1X120/2X35+3X25+4X16 BK

Weidmüller Interface GmbH & Co. KG
Klingenbergstraße 26
D-32758 Detmold
Germany

www.weidmueller.com

Drawings



Power distribution
Screw connection

W-Series
WPD 108 1X120/2X35+3X25+4X16 GY



WPD 108 120 mm²



Width / Height / Depth	mm
max. current / max. conductor	A/mm ²
max. clamping range	mm ²

51.1 / 77 / 95	
269 / 120	
25...120	

Technical data

Rated data	
Rated voltage	V
Rated current	A
for wire cross-section	120 mm ² mm ²
Rated impulse withstand voltage / Pollution severity	
Overvoltage category / UL 94 flammability rating	
Approvals	

Clamped conductors (H05V/H07V)		
Solid / Stranded	120 mm ²	mm ²
	35 mm ²	mm ²
	25 mm ²	mm ²
	16 mm ²	mm ²
Flexible with ferrule	120 mm ²	mm ²
	35 mm ²	mm ²
	25 mm ²	mm ²
	16 mm ²	mm ²
Stripping length / Blade size	120 mm ²	mm/-
	35 mm ²	mm/-
	25 mm ²	mm ²
	16 mm ²	mm ²

Tightening torque	Nm
Note	

Ordering data

Version	
grey	
blue	
red	
black	

Note	
-------------	--

Accessories

Cross connection	
	2-pole
End bracket	
	dark beige
	dark beige
Screwdriver	
	SET

IEC 60947-7-1 (Cu), UL 1059 (Cu+Al)

IEC	UL	CSA	EN 60079-7
1000	600	600	880
269	250	255	250
120	AWG 4...kcmil 250	AWG 4...kcmil 250	120
	8 kV / 3		
	III / V-0		


Rated connection	
35...120 / 35...120	
4...35 / 4...35	
2.5...25 / 2.5...25	
1.5...16 / 1.5...16	
25...95	
2.5...25	
1.5...16	
1.5...10	
27 / M14	
18 / M8	
12 / M6	
12 / M6	
see appendix at the end of the chapter	

Type	Qty.	Order No.
WPD 108 1x120/2x35+3x25+4x16 GY	1	1562100000
WPD 108 1x120/2x35+3x25+4x16 BL	1	2519480000
WPD 108 1x120/2x35+3x25+4x16 RD	1	2725280000
WPD 108 1x120/2x35+3x25+4x16 BK	1	2725380000

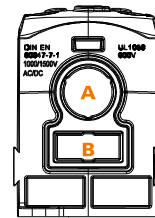
Type	Qty.	Order No.
WQB WPD X08-09/2	20	1561900000
WEW 35/2	100	1061200000
AEB 35 SC/1	50	1991920000
SDK PZ2 X 100	1	2749450000
SK WSD-S 1,5-10,0	1	9008850000



B



output

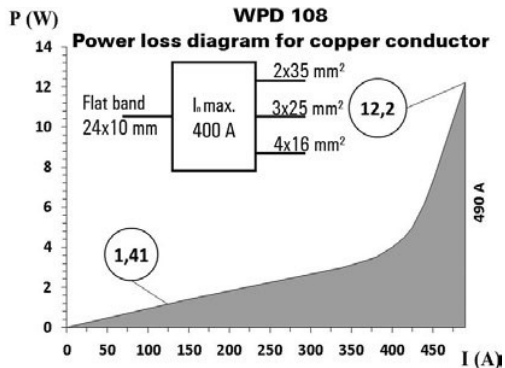


input

Conductor connection data according to IEC 60947-7-1 (Cu), UL 1059 (Cu+Al)

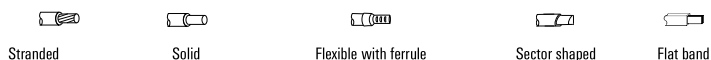
Input	connection point A				CP** B
	Copper		Aluminium*		Copper
120 mm ²					
95 mm ²	19 Nm	19 Nm	22,6 Nm	22,6 Nm	3 Nm
70 mm ²					
50 mm ²					
35 mm ²					
25 mm ²					
Flat band 24x10mm					22 mm
Stripping lengths	27 mm				M6
Allen screw	M14				M6

* Values according to UL 1059 ** CP - connection point



Output	connection point 1 / 2 / 3				connection point 4 / 5 / 6 / 7				connection point 8 / 9			
	Copper		Aluminium*		Copper		Aluminium*		Copper		Aluminium*	
35 mm ²												
25 mm ²	2 Nm	2 Nm	5,1 Nm	5,1 Nm	2 Nm	2 Nm	5,1 Nm	5,1 Nm	2,5 Nm	2,5 Nm	11,3 Nm	11,3 Nm
16 mm ²												
10 mm ²												
6 mm ²												
4 mm ²												
2.5 mm ²												
1.5 mm ²												
Stripping lengths	12 mm				12 mm				18 mm			
Allen screw	M6				M6				M8			

* Values according to UL 1059



UL Rating data according to UL 1059

Certificate no. (UR)	XCFR2.E60693				
	connection point A				CP* B
Input (line)	Copper		Aluminium		Copper
kcmil 250					
AWG 4/0	168.2 Lb In.	168.2 Lb In.	200 Lb In.	200 Lb In.	17.7 Lb In.
AWG 3/0					
AWG 2/0					
AWG 1/0					
AWG 2					
AWG 4					
Flat band 24x10 mm					
max. current	250 A	200 A	155 A	205 A	250 A
Voltage size B,C (UR)	600 V				

* CP - connection point

CSA rating data according to CSA 22.2 No. 158

Certificate No. (CSA)	269832			
	Input	Output		
	CP* A	CP* 1/2/3	CP* 4/5/6/7	CP* B
kcmil 250	19 Nm.			
AWG 2	19 Nm			
AWG 4		3 Nm	3 Nm	6 Nm
AWG 6				
AWG 8				
AWG 10				
AWG 12				
AWG 14				
AWG 16				
max. current	255 A	85 A	65 A	115 A
Voltage size C (CSA)	600 V			

* CP - connection point

Output	connection point 1 / 2 / 3				connection point 4 / 5 / 6 / 7				connection point 8 / 9			
	Copper		Aluminium		Copper		Aluminium		Copper		Aluminium	
AWG 2												
AWG 4	22.6 Lb In.	22.6 Lb In.	45.1 Lb In.	45.1 Lb In.	22.6 Lb In.	22.6 Lb In.	45.1 Lb In.	45.1 Lb In.	53.1 Lb In.	53.1 Lb In.	100 Lb In.	100 Lb In.
AWG 6												
AWG 8												
AWG 10												
AWG 12												
AWG 14												
AWG 16												
max. current	85 A	65 A	65 A	50 A	65 A	50 A	50 A	50 A	115 A	85 A	90 A	65 A
Voltage size B,C (UR)	600 V											

