

**WPD 109 1X185/2X35+3X25+4X16 RD****Weidmüller Interface GmbH & Co. KG**

Klingenbergstraße 26

D-32758 Detmold

Germany

[www.weidmueller.com](http://www.weidmueller.com)**Power feed-in**

Our wide range of W-Series terminal blocks with our WPD main line branch terminals, which are optimised to guarantee both convenience and space gains, ensures a secure and convenient connection at the power feed-in.

**General ordering data**

Version	W-Series, Distribution block, Rated cross-section: Screw connection
Order No.	<a href="#">2725270000</a>
Type	WPD 109 1X185/2X35+3X25+4X16 RD
GTIN (EAN)	4050118796612
Qty.	1 pc(s).

Creation date January 10, 2022 8:02:29 PM CET

Catalogue status 17.12.2021 / We reserve the right to make technical changes.

**WPD 109 1X185/2X35+3X25+4X16 RD**

**Weidmüller Interface GmbH & Co. KG**  
 Klingenbergstraße 26  
 D-32758 Detmold  
 Germany

www.weidmueller.com

**Technical data**
**Dimensions and weights**

Depth	77 mm	Depth (inches)	3.031 inch
Height	95 mm	Height (inches)	3.74 inch
Width	51.1 mm	Width (inches)	2.012 inch
Net weight	454 g		

**Temperatures**

Storage temperature	-25 °C...55 °C	Continuous operating temp., min.	-50 °C
Continuous operating temp., max.	130 °C		

**Environmental Product Compliance**

REACH SVHC	Lead 7439-92-1
------------	----------------

**Material data**

Material	Wemid	Colour	red
UL 94 flammability rating	V-0		

**System specifications**

Version	Screw connection	End cover plate required	No
Number of potentials	1	Number of levels	1
Number of clamping points per level	2	Number of potentials per tier	1
Levels cross-connected internally	Yes	Rail	Mounting plate, TS 35
N-function	Yes	PE function	No
PEN function	No		

**Additional technical data**

Open sides	closed	Type of mounting	Snap-on
------------	--------	------------------	---------

**Conductors for clamping (rated connection)**

Connection direction	on side	Type of connection	Screw connection
----------------------	---------	--------------------	------------------

**General**

Number of poles	1	Rail	Mounting plate, TS 35
Standards	IEC 60947-7-1, UL 1059		

**Rating data**

Rated AC voltage	1,000 V	Rated DC voltage	1,500 V DC
Rated current	490 A	Standards	IEC 60947-7-1, UL 1059

**Classifications**

ETIM 6.0	EC000897	ETIM 7.0	EC000897
ETIM 8.0	EC000897	ECLASS 9.0	27-14-11-20
ECLASS 9.1	27-14-11-20	ECLASS 10.0	27-14-11-20
ECLASS 11.0	27-14-11-20		

Creation date January 10, 2022 8:02:29 PM CET

**WPD 109 1X185/2X35+3X25+4X16 RD**

**Weidmüller Interface GmbH & Co. KG**  
Klingenbergstraße 26  
D-32758 Detmold  
Germany

[www.weidmueller.com](http://www.weidmueller.com)

**Technical data****Approvals**

Approvals



ROHS

Conform

**Downloads**

Approval/Certificate/Document of  
Conformity

[VDE Certificate](#)  
[DNV Certificate](#)  
[CE Declaration of Conformity](#)

Catalogues

[Catalogues in PDF-format](#)

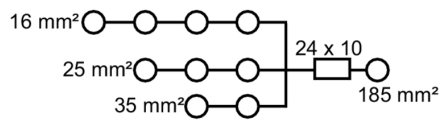
**Data sheet**

**WPD 109 1X185/2X35+3X25+4X16 RD**

**Weidmüller Interface GmbH & Co. KG**  
Klingenbergstraße 26  
D-32758 Detmold  
Germany

[www.weidmueller.com](http://www.weidmueller.com)

**Drawings**



**Power distribution**  
**Screw connection**

**W-Series**

**WPD 109 1X185/2X35+3X25+4X16 GY**



**WPD 109**

**185 mm<sup>2</sup>**



Width / Height / Depth	mm
max. current / max. conductor	A/mm <sup>2</sup>
max. clamping range	mm <sup>2</sup>

55.1 / 77 / 95	
353 / 185	
50...185	

**Technical data**

Rated data	
Rated voltage	V
Rated current	A
for wire cross-section	185 mm <sup>2</sup> mm <sup>2</sup>

Rated impulse withstand voltage / Pollution severity  
Overvoltage category / UL 94 flammability rating  
Approvals

**Clamped conductors (H05V/H07V)**

Solid / Stranded	185 mm <sup>2</sup>	mm <sup>2</sup>
	35 mm <sup>2</sup>	mm <sup>2</sup>
	25 mm <sup>2</sup>	mm <sup>2</sup>
	16 mm <sup>2</sup>	mm <sup>2</sup>
Flexible with ferrule	185 mm <sup>2</sup>	mm <sup>2</sup>
	35 mm <sup>2</sup>	mm <sup>2</sup>
	25 mm <sup>2</sup>	mm <sup>2</sup>
	16 mm <sup>2</sup>	mm <sup>2</sup>
Stripping length / Blade size	185 mm <sup>2</sup>	mm/-
	35 mm <sup>2</sup>	mm/-
	25 mm <sup>2</sup>	mm <sup>2</sup>
	16 mm <sup>2</sup>	mm <sup>2</sup>

Tightening torque  
**Note**

**IEC 60947-7-1 (Cu), UL 1059 (Cu+Al)**

IEC	UL	CSA	EN 60079-7
1000	600	600	880
353	310	310	353
185	AWG 2/0...kcmil 350	AWG 2/0...kcmil 350	185
8 kV / 3			
III / V-0			

**Bemessungsanschluss**

70...185 / 70...185
4...35 / 4...35
2.5...25 / 2.5...25
1.5...16 / 1.5...16
50...150
2.5...25
1.5...16
1.5...10
27 / M14
18 / M8
12 / M6
12 / M6

siehe Anhang am Kapitelende



**B**

**Ordering data**

Version	Color
	grey
	blue
	red
	black


**Note**

Type	Qty.	Order No.
WPD 109 1x185/2x35+3x25+4x16 GY	1	1562090000
WPD 109 1x185/2x35+3x25+4x16 BL	1	2519490000
WPD 109 1x185/2x35+3x25+4x16 RD	1	2725270000
WPD 109 1x185/2x35+3x25+4x16 BK	1	2725370000

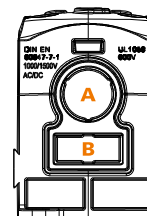
**Accessories**

Cross connection	Qty.	Order No.
2-pole	20	1561900000
End bracket		
dark beige	100	1061200000
dark beige	50	1991920000
Screwdriver		
SET	1	2749450000
	1	9008850000

Type	Qty.	Order No.
WQB WPD X08-09/2	20	1561900000
WEW 35/2	100	1061200000
AEB 35 SC/1	50	1991920000
SDK PZ2 X 100	1	2749450000
SK WSD-S 1,5-10,0	1	9008850000



output



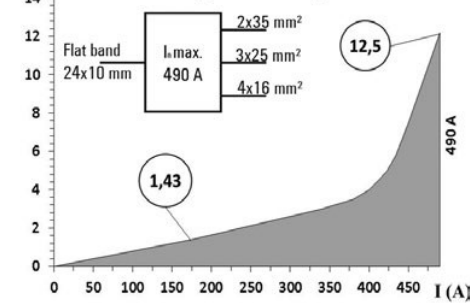
input

**Conductor connection data according to IEC 60947-7-1 (Cu), UL 1059 (Cu+Al)**

Input	connection point A				CP** B
	Copper		Aluminium*		Copper
120 mm <sup>2</sup>					
95 mm <sup>2</sup>	19 Nm	19 Nm	22,6 Nm	22,6 Nm	
70 mm <sup>2</sup>					
50 mm <sup>2</sup>					
35 mm <sup>2</sup>					
25 mm <sup>2</sup>					
Flat band 24x10mm					3 Nm
Stripping lengths	27 mm				22 mm
Allen screw	M14				M6

\* Values according to UL 1059 \*\* CP - connection point

**WPD 109**  
Power loss diagram for copper conductor



Output	connection point 1 / 2 / 3				connection point 4 / 5 / 6 / 7				connection point 8 / 9			
	Copper		Aluminium*		Copper		Aluminium*		Copper		Aluminium*	
35 mm <sup>2</sup>												
25 mm <sup>2</sup>	2 Nm	2 Nm	5,1 Nm	5,1 Nm	2 Nm	2 Nm	5,1 Nm		2,5 Nm	2,5 Nm	11,3 Nm	11,3 Nm
16 mm <sup>2</sup>												
10 mm <sup>2</sup>												
6 mm <sup>2</sup>												
4 mm <sup>2</sup>												
2,5 mm <sup>2</sup>												
1,5 mm <sup>2</sup>												
Stripping lengths	12 mm				12 mm				18 mm			
Allen screw	M6				M6				M8			

\* Values according to UL 1059



**UL Rating data according to UL 1059**

Certificate no. (UR)	XCFR2.E60693				
	connection point A				CP* B
Input (line)	Copper		Aluminium		Copper
kcmil 250					
AWG 4/0	168.2 Lb In.	168.2 Lb In.	200 Lb In.	200 Lb In.	
AWG 3/0					
AWG 2/0					
AWG 1/0					
AWG 2					
AWG 4					
Flat band 24x10 mm					17.7 Lb In.
max. current	250 A	200 A	155 A	205 A	250 A
Voltage size B,C (UR)	600 V				

\* CP - connection point

**CSA rating data according to CSA 22.2 No. 158**

Certificate No. (CSA)	269832			
	Input		Output	
	CP* A	CP* 1/2/3	CP* 4/5/6/7	CP* B
kcmil 250	19 Nm			
AWG 2	19 Nm			
AWG 4		3 Nm	3 Nm	6 Nm
AWG 6				
AWG 8				
AWG 10				
AWG 12				
AWG 14				
AWG 16				
max. current	255 A	85 A	65 A	115 A
Voltage size C (CSA)	600 V			

\* CP - connection point

Output	connection point 1 / 2 / 3				connection point 4 / 5 / 6 / 7				connection point 8 / 9			
	Copper		Aluminium		Copper		Aluminium		Copper		Aluminium	
AWG 2												
AWG 4	22.6 Lb In.	22.6 Lb In.	45.1 Lb In.	45.1 Lb In.	22.6 Lb In.	22.6 Lb In.	45.1 Lb In.		53.1 Lb In.	53.1 Lb In.	100 Lb In.	100 Lb In.
AWG 6												
AWG 8												
AWG 10												
AWG 12												
AWG 14												
AWG 16												
max. current	85 A	65 A	65 A	50 A	65 A	50 A	50 A		115 A	85 A	90 A	65 A
Voltage size B,C (UR)	600 V											

