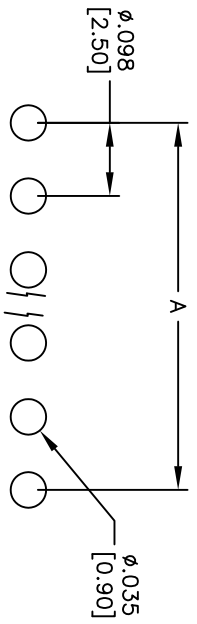
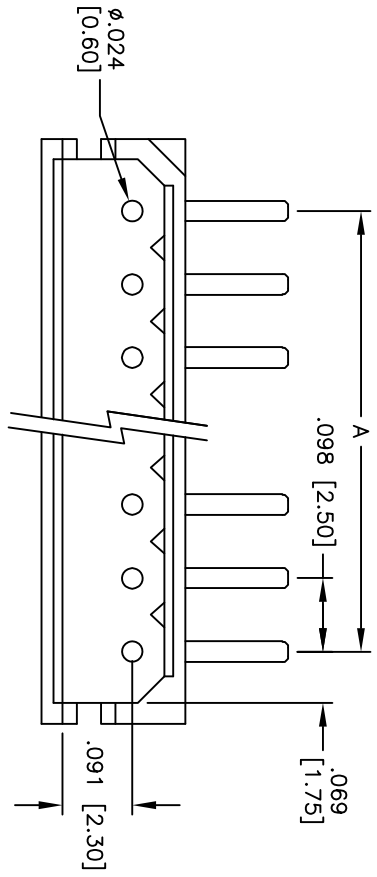
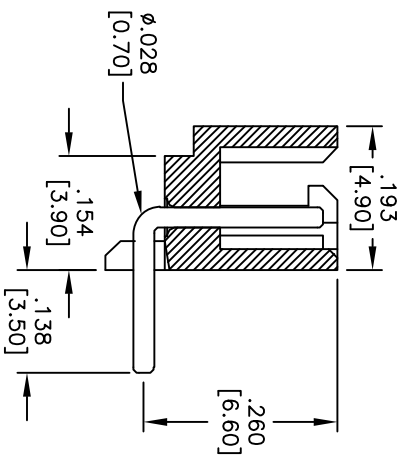
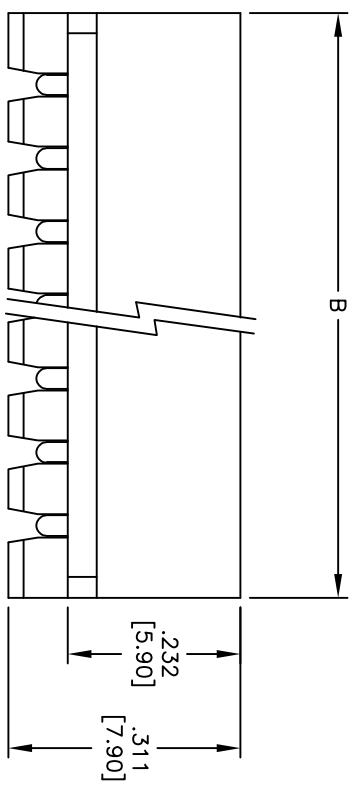


APPROVED: _____
 DATE: _____ TITLE: _____

Rev	AWO #	Description	Date	Appr
-		RELEASED	7/31/09	
A		REVISED SPEC.	05/15/12	



RECOMMENDED PCB LAYOUT



SPECIFICATIONS:

Material: Nylon66, rated UL 94V-0
 Insulator color: Beige
 Contacts: Brass
 Plating: Tin over copper underplate overall.
 Electrical:
 Voltage Rating: 250V AC
 Current Rating: 3 Amps Max
 Dielectric Withstanding Voltage: 1000V AC for 1 minute.
 Insulation Resistance: 1000 Megohms Min
 Contact Resistance: 20 Milliohms Max
 Temperature Range: -40°C to 105°C
 Environmental:
 Lead free, RoHS compliant

Positions: 02 thru 20
 A = .098 [2.50] x No. of Spaces
 B = .098 [2.50] x No. of Spaces + .197 [5.00]

UNLESS OTHERWISE SPECIFIED
 ALL DIMENSIONS ARE INCHES [MM]
 TOLERANCES: EXCEPT AS NOTED
 INCHES HOLE SIZE
 .X ±.10 ØXX ±.10
 .XX ±.020 ØXXX ±.015
 .XXX ±.015 ØXXXX ±.010

ADAM TECH
 909 Rahway Avenue, Union, NJ 07083
 Phone: 908-687-5000 Fax: 908-687-5710
 TITLE: .098 [2.50] PITCH WAFER, RIGHT ANGLE
 PCB TYPE

DRAWN	DY	7/31/09	SIZE	PART NO.	REV.
CHECKED			X	25SH-E-XX-TR	A
APPROVED			REF:	S00123T	SHEET 1 OF 1

