

WPD 109 1X185/2X35+3X25+4X16 BL

Weidmüller Interface GmbH & Co. KG
Klingenbergstraße 26
D-32758 Detmold
Germany

www.weidmueller.com

Product image**Power feed-in**

Our wide range of W-Series terminal blocks with our WPD main line branch terminals, which are optimised to guarantee both convenience and space gains, ensures a secure and convenient connection at the power feed-in.

General ordering data

Version	W-Series, Distribution block, Rated cross-section: Screw connection, Terminal rail / mounting plate
Order No.	2519490000
Type	WPD 109 1X185/2X35+3X25+4X16 BL
GTIN (EAN)	4050118531916
Qty.	1 pc(s).

Creation date January 10, 2022 9:55:53 PM CET

Catalogue status 17.12.2021 / We reserve the right to make technical changes.

WPD 109 1X185/2X35+3X25+4X16 BL

Weidmüller Interface GmbH & Co. KG
 Klingenbergstraße 26
 D-32758 Detmold
 Germany

www.weidmueller.com

Technical data
Dimensions and weights

Depth	77 mm	Depth (inches)	3.031 inch
Height	95 mm	Height (inches)	3.74 inch
Width	51.1 mm	Width (inches)	2.012 inch
Net weight	455 g		

Temperatures

Storage temperature	-25 °C...55 °C	Continuous operating temp., min.	-50 °C
---------------------	----------------	----------------------------------	--------

Environmental Product Compliance

REACH SVHC	Lead 7439-92-1
------------	----------------

Material data

Material	Wemid	Colour	blue
UL 94 flammability rating	V-0		

Rating data IECEx/ATEX

Certificate No. (ATEX)	CNEX16ATEX0005U	Certificate No. (IECEX)	IECEXCNEX16.0005U
Max. voltage (ATEX)	1100 V	Current (ATEX)	353 A
Wire cross section max. (ATEX)	185 mm ²	Max. voltage (IECEX)	1100 V
Current (IECEX)	353 A		

System specifications

Version	Screw connection	End cover plate required	No
Number of potentials	1	Number of levels	1
Number of clamping points per level	2	Number of potentials per tier	1
Levels cross-connected internally	Yes	Rail	Mounting plate, TS 35
PE function	No	PEN function	No

Additional technical data

Installation advice	Terminal rail / mounting plate	Open sides	closed
Type of mounting	Snap-on		

CSA rating data

Certificate number (cCSAus)	70128467
-----------------------------	----------

Conductors for clamping (rated connection)

Connection direction	None, on side	Type of connection	Screw connection
----------------------	---------------	--------------------	------------------

General

Installation advice	Terminal rail / mounting plate	Number of poles	1
Rail	Mounting plate, TS 35	Standards	IEC 60947-7-1, UL 1059

Creation date January 10, 2022 9:55:53 PM CET

Catalogue status 17.12.2021 / We reserve the right to make technical changes.

WPD 109 1X185/2X35+3X25+4X16 BL
Weidmüller Interface GmbH & Co. KG

Klingenbergstraße 26

D-32758 Detmold

Germany

www.weidmueller.com

Technical data
Rating data

Rated AC voltage	1,000 V	Rated DC voltage	1,500 V DC
Rated current	490 A	Standards	IEC 60947-7-1, UL 1059

UL rating data

Certificate No. (UR)	E60693
----------------------	--------

Classifications

ETIM 6.0	EC000897	ETIM 7.0	EC000897
ETIM 8.0	EC000897	ECLASS 9.0	27-14-11-20
ECLASS 9.1	27-14-11-20	ECLASS 10.0	27-14-11-20
ECLASS 11.0	27-14-11-20		

Important note

Product information	Power distribution block (Bus Bar) also usable for distribution of neutral conductor and function earth.
---------------------	--

Approvals

Approvals



ROHS	Conform
UL File Number Search	E60693

Downloads

Approval/Certificate/Document of Conformity	Attestation of Conformity Attestation of Conformity CB Certificate ATEX Certificate IECEx Certificate VDE Certificate EAC EX Certificate CCC Ex Certificate DNV Certificate
Engineering Data	CAD data – STEP
Engineering Data	EPLAN
User Documentation	StorageConditionsTerminalBlocks DATA SHEET WPD 109 NTI WPD 109
Catalogues	Catalogues in PDF-format

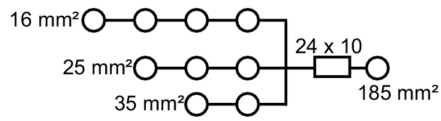
Data sheet

WPD 109 1X185/2X35+3X25+4X16 BL

Weidmüller Interface GmbH & Co. KG
Klingenbergstraße 26
D-32758 Detmold
Germany

www.weidmueller.com

Drawings



Power distribution
Screw connection

W-Series
WPD 109 1X185/2X35+3X25+4X16 GY



WPD 109 185 mm²



Width / Height / Depth	mm
max. current / max. conductor	A/mm ²
max. clamping range	mm ²

55.1 / 77 / 95	
353 / 185	
50...185	

Technical data

Rated data	
Rated voltage	V
Rated current	A
for wire cross-section	185 mm ² mm ²

Rated impulse withstand voltage / Pollution severity
Overvoltage category / UL 94 flammability rating
Approvals

Clamped conductors (H05V/H07V)		
Solid / Stranded	185 mm ²	mm ²
	35 mm ²	mm ²
	25 mm ²	mm ²
	16 mm ²	mm ²
Flexible with ferrule	185 mm ²	mm ²
	35 mm ²	mm ²
	25 mm ²	mm ²
	16 mm ²	mm ²
Stripping length / Blade size	185 mm ²	mm/-
	35 mm ²	mm/-
	25 mm ²	mm ²
	16 mm ²	mm ²

Tightening torque
Note

IEC 60947-7-1 (Cu), UL 1059 (Cu+Al)

IEC	UL	CSA	EN 60079-7
1000	600	600	880
353	310	310	353
185	AWG 2/0...kcmil 350	AWG 2/0...kcmil 350	185
8 kV / 3			
III / V-0			

Bemessungsanschluss	
70...185 / 70...185	
4...35 / 4...35	
2.5...25 / 2.5...25	
1.5...16 / 1.5...16	
50...150	
2.5...25	
1.5...16	
1.5...10	
27 / M14	
18 / M8	
12 / M6	
12 / M6	
siehe Anhang am Kapitelende	



Ordering data

Version	
grey	
blue	
red	
black	


Note

Type	Qty.	Order No.
WPD 109 1x185/2x35+3x25+4x16 GY	1	1562090000
WPD 109 1x185/2x35+3x25+4x16 BL	1	2519490000
WPD 109 1x185/2x35+3x25+4x16 RD	1	2725270000
WPD 109 1x185/2x35+3x25+4x16 BK	1	2725370000

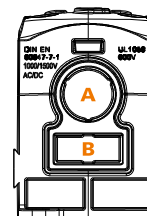
Accessories

Cross connection	
	2-pole
End bracket	
	dark beige
	dark beige
Screwdriver	
	SET

Type	Qty.	Order No.
WQB WPD X08-09/2	20	1561900000
WEW 35/2	100	1061200000
AEB 35 SC/1	50	1991920000
SDK PZ2 X 100	1	2749450000
SK WSD-S 1,5-10,0	1	9008850000



output



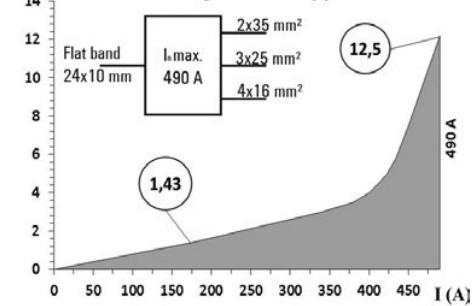
input

Conductor connection data according to IEC 60947-7-1 (Cu), UL 1059 (Cu+Al)

Input	connection point A				CP** B
	Copper		Aluminium*		Copper
120 mm ²					
95 mm ²	19 Nm	19 Nm	22,6 Nm	22,6 Nm	
70 mm ²					
50 mm ²					
35 mm ²					
25 mm ²					
Flat band 24x10mm					3 Nm
Stripping lengths	27 mm				22 mm
Allen screw	M14				M6

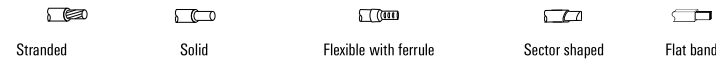
* Values according to UL 1059 ** CP - connection point

WPD 109
Power loss diagram for copper conductor



Output	connection point 1 / 2 / 3				connection point 4 / 5 / 6 / 7				connection point 8 / 9			
	Copper		Aluminium*		Copper		Aluminium*		Copper		Aluminium*	
35 mm ²												
25 mm ²	2 Nm	2 Nm	5,1 Nm	5,1 Nm	2 Nm	2 Nm	5,1 Nm		2,5 Nm	2,5 Nm	11,3 Nm	11,3 Nm
16 mm ²												
10 mm ²												
6 mm ²												
4 mm ²												
2,5 mm ²												
1,5 mm ²												
Stripping lengths	12 mm				12 mm				18 mm			
Allen screw	M6				M6				M8			

* Values according to UL 1059



UL Rating data according to UL 1059

Certificate no. (UR)	XCFR2.E60693				
	connection point A				CP* B
Input (line)	Copper		Aluminium		Copper
kcmil 250					
AWG 4/0	168.2 Lb In.	168.2 Lb In.	200 Lb In.	200 Lb In.	
AWG 3/0					
AWG 2/0					
AWG 1/0					
AWG 2					
AWG 4					
Flat band 24x10 mm					17.7 Lb In.
max. current	250 A	200 A	155 A	205 A	250 A
Voltage size B,C (UR)	600 V				

* CP - connection point

CSA rating data according to CSA 22.2 No. 158

Certificate No. (CSA)	269832			
	Input		Output	
	CP* A	CP* 1/2/3	CP* 4/5/6/7	CP* B
kcmil 250	19 Nm			
AWG 2	19 Nm			
AWG 4		3 Nm	3 Nm	6 Nm
AWG 6				
AWG 8				
AWG 10				
AWG 12				
AWG 14				
AWG 16				
max. current	255 A	85 A	65 A	115 A
Voltage size C (CSA)	600 V			

* CP - connection point

Output	connection point 1 / 2 / 3				connection point 4 / 5 / 6 / 7				connection point 8 / 9			
	Copper		Aluminium		Copper		Aluminium		Copper		Aluminium	
AWG 2												
AWG 4	22.6 Lb In.	22.6 Lb In.	45.1 Lb In.	45.1 Lb In.	22.6 Lb In.	22.6 Lb In.	45.1 Lb In.		53.1 Lb In.	53.1 Lb In.	100 Lb In.	100 Lb In.
AWG 6												
AWG 8												
AWG 10												
AWG 12												
AWG 14												
AWG 16												
max. current	85 A	65 A	65 A	50 A	65 A	50 A	50 A		115 A	85 A	90 A	65 A
Voltage size B,C (UR)	600 V											

