

# Series 226A

## 3.0 x 2.6 x 1.0mm Compact Tactile Switch

- Surface mount gull-wing terminal configuration
- Compatible with IR reflow and manual soldering
- Compact size suitable for limited available space



### Ordering Information

Series	Terminal Type	Actuation Direction	Actuator Length "L"	Actuation Force	Packaging
226A	M	V	A	A	R

Code	Spec.
M	Surface mount gull wing

Code	Spec.
A	160 gf, black
B	400 gf, salmon

Code	Spec.
A	1.4mm

Code	Spec.
V	Vertical

Code	Spec.
R	Tape & reel packaging

Notes: Contact CTS for other common features not listed.

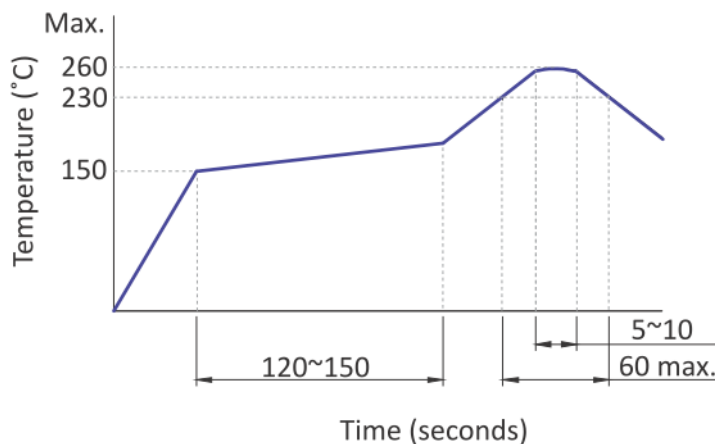
### Electrical Specifications

Parameter	Conditions & Remarks	Min	Max	Unit
Contact Resistance			100	milliohms
Insulation Resistance	Between insulated terminals	100		Megohms
Dielectric Strength	1 minute between adjacent switches		250	VAC
Nonswitching Rating			50 or 12	mA or VDC

### Mechanical and Environmental

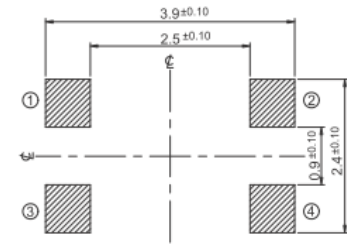
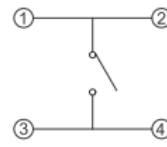
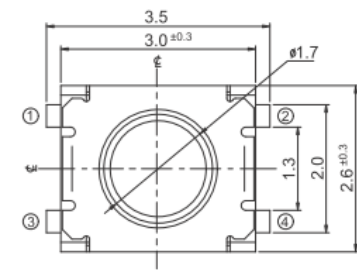
Soldering	Maximum reflow temperature, 260°C for 5 seconds Maximum manual temperature, 350°C for 3 seconds
RoHS	Lead-Free. Fully compliant to RoHS Directive 2011/65/EU
Operating Force	160±50 gf 400±80 gf
Actuation Life	160 gf: 500,000 cycles 400 gf: 200,000 cycles
Actuator Strength	160 gf: 3 Kgf maximum 400 gf: 5 Kgf maximum
Travel	0.15±0.1 mm
Packaging	Standard tape and reel packaging
Operating Temperature Range	-40°C to +85°C
Storage Temperature Range	-40°C to +85°C

### Soldering Profile



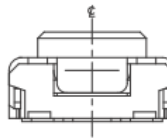
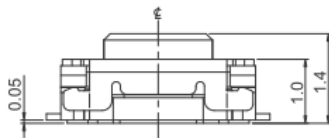
### Mechanical Specifications

Figure 1 –226AM Surface Mount Gull Wing

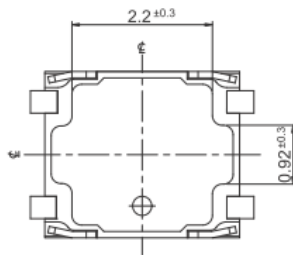


CIRCUIT DIAGRAM

PCB LAYOUT



DIMENSION : mm  
STANDARD TOLERANCE :  
.X (1 PLACE) : ±0.10

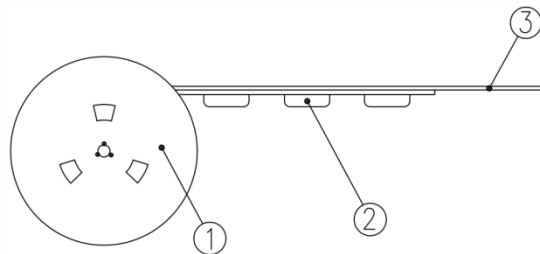


### Packing: Tape and Reel

#### Surface Mount Gull Wing

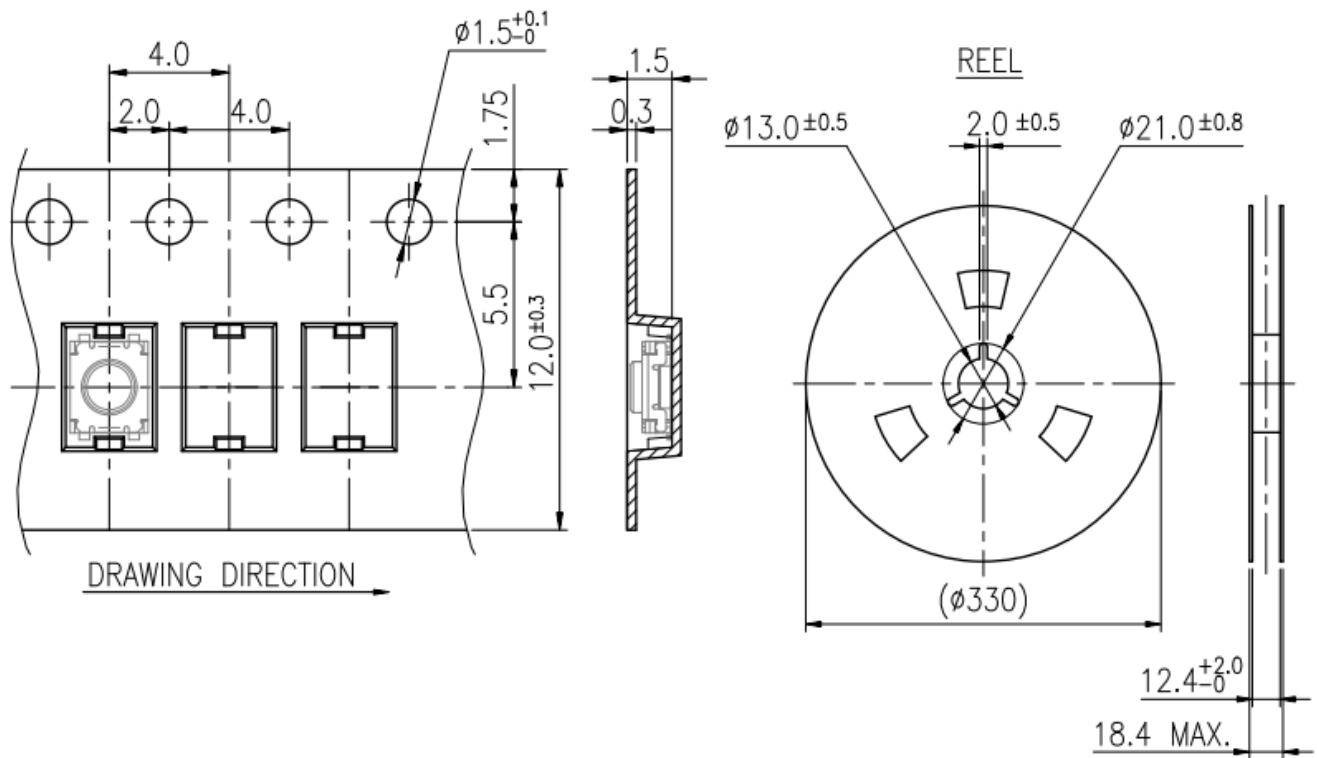
The packing specifications:

Structure and materials:



③	COVER TAPE	POLYESTER
②	CARRIER TAPE	POLYSTYRENE
①	REEL	POLYSTYRENE
NO.	PARTS NAME	MATERIALS

1. Packing quantity: 9,500 pcs/reel
2. More than 10 empty pockets should remain at each end of the carrier tape for each reel.
3. Shortage less than 10 pcs a reel is acceptable but no more than 3 running pockets are allowed.
4. Stripping strength of cover tape is between 10 gf to 70 gf and stripping angle should be within 165°~180°.
5. The product in the pocket of carrier tape will be oriented as shown on the following page.
6. Tape and reel per EIA-481
7. Dimensions: see following page.



COVER TAPE

