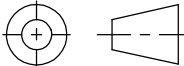

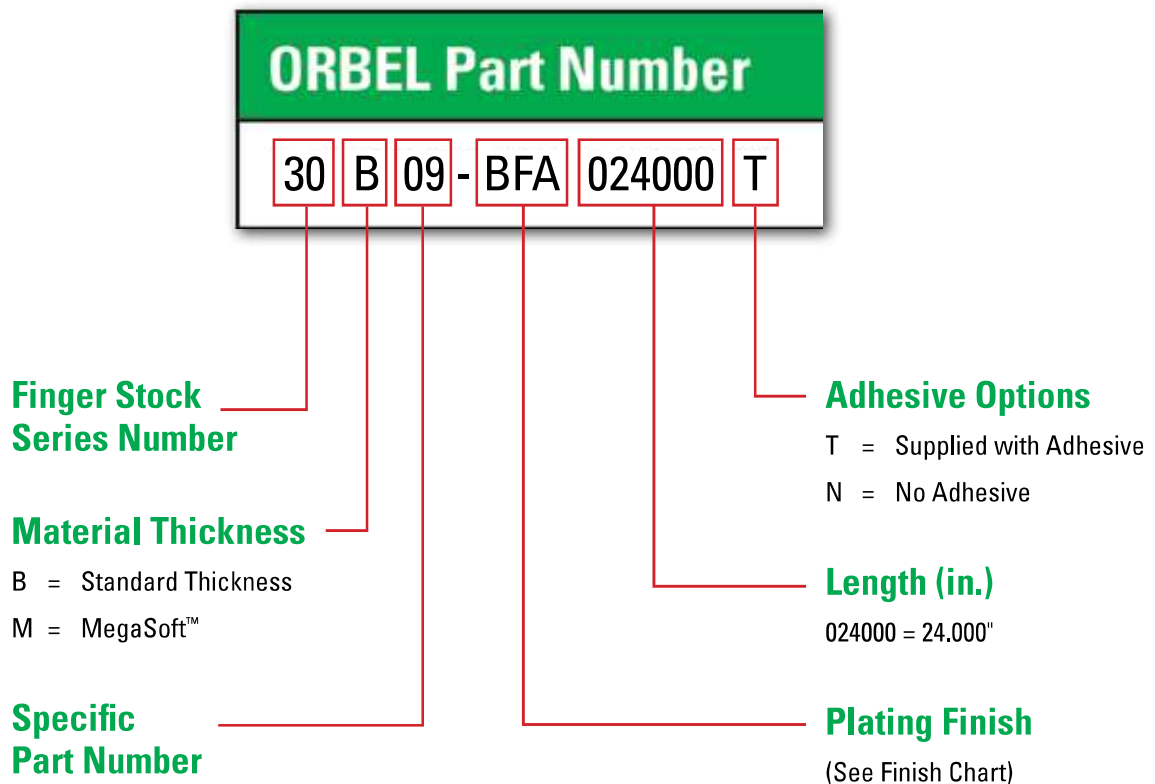


RoHS Compliant		DIMENSIONS ARE IN INCHES [MILLIMETERS]		NAME		DATE			
THIRD ANGLE PROJECTION 		TOLERANCES: FRACTIONAL ± ANGULAR: MACH ± 3 Degrees TWO PLACE DECIMAL ± .015 [.381] THREE PLACE DECIMAL ± .010 [.254]		DRAWN		TNC		10/12/2012	
DO NOT SCALE DRAWING		MATERIAL: .0035" [.089] BeCu ALLOY 25, 1/2 HARD		CHECKED					
PROPRIETARY AND CONFIDENTIAL THE INFORMATION CONTAINED IN THIS DRAWING IS THE SOLE PROPERTY OF ORBEL CORPORATION. ANY REPRODUCTION IN PART OR AS A WHOLE WITHOUT THE WRITTEN PERMISSION OF ORBEL CORPORATION IS PROHIBITED.		FINISH:		MFG APPR.					
		WEIGHT: 0.003oz. [0.091g]		Q.A.					
				COMMENTS:					
SIZE A		DWG NO. 21B03-BFA000356N		REV. 01					
SCALE: 5:1		CAGE CODE: 57DU2		SHEET 1 OF 1					

HOW TO ORDER FINGER-STOCK GASKETS

The chart below is an easy-to-use reference on how Orbel finger-stock gasket part numbers are created and used to order standard and custom gaskets. Custom configurations that fall outside of our standard gasket styles are also available.

Sample Part Number: 30B09-BFA024000T



PLATING FINISHES			
Finish Type	Finish Code	Finish Type	Finish Code
SILVER	AGA	NICKEL, ELECTROLESS	NIP
GOLD .000050" MIN	AUA	TIN/LEAD 90/10, MATTE	PBA
GOLD .000050" MIN with NICKEL FLASH UNDERPLATE	AUK	TIN/LEAD 60/40, MATTE	PBB
BRIGHT FINISH, UNPLATED	BFA	TIN/LEAD 90/10, BRIGHT	PBC
BRIGHT FINISH, SOLDERABLE	BFS	TIN/LEAD 60/40, BRIGHT	PBD
CADMIUM + CLEAR CHROMATE	CDA	TIN, BRIGHT	SNA
CADMIUM + YELLOW CHROMATE	CDB	TIN, MATTE	SNB
NICKEL, BRIGHT	NIA	ZINC + CLEAR CHROMATE	ZNA
NICKEL, MATTE OR SULFAMATE NICKEL	NIB	ZINC + YELLOW CHROMATE	ZNB

All plating thicknesses are .0001" min. except where noted.