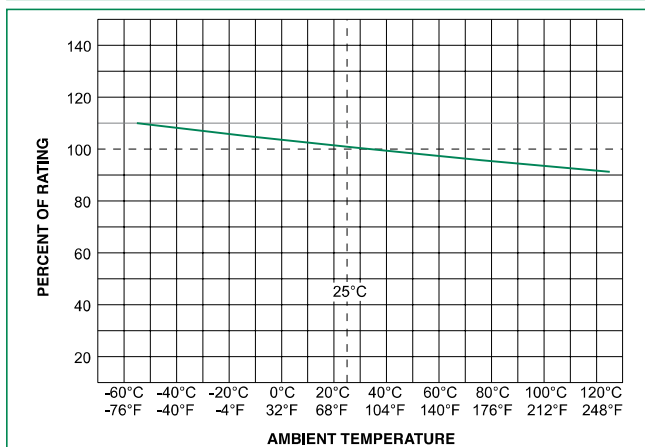


Electrical Characteristic Specifications by Item

Amp Code	Amp Rating	Voltage Rating (V)	Interrupting Rating [†]	Nominal Cold Resistance (Ohms)	Nominal Melting I ² t (A ² sec)	Maximum Voltage Drop at Rated Current (mV)	Maximum Power Dissipation at 1.5In (W)	Agency Approvals										
								UL	CSA	IEC	UL	UL	UL	UL	UL	UL	UL	UL
.125	0.125	250	1500 A @ 250 VAC	11.4455	0.0330	2600	1.6	-	-	x	-	x	-	x	-	-	-	x
.160	0.16	250		7.1000	0.0465	2400	1.6	-	-	x	-	x	-	x	-	-	-	x
.200	0.2	250		1.8400	0.340	2100	1.6	x	-	x	-	x	-	x	x	-	-	x
.250	0.25	250		1.2400	0.545	1500	1.6	x	-	x	-	x	-	x	x	-	-	x
.315	0.315	250		0.8800	0.975	1100	1.6	x	-	x	-	x	-	x	x	-	-	x
.400	0.4	250		0.5825	1.325	1000	1.6	x	-	x	-	x	-	x	x	-	-	x
.500	0.5	250		1.1675	0.420	850	1.6	x	-	x	-	x	x	x	x	-	-	x
.630	0.63	250		0.7200	0.635	650	1.6	x	-	x	-	x	x	x	x	-	-	x
.800	0.8	250		0.4675	0.975	500	1.6	x	-	x	-	x	x	x	x	-	-	x
001.	1	250		0.1515	1.520	350	2.5	x	x	x	x	x	x	x	x	-	-	x
1.25	1.25	250		0.1074	3.200	300	2.5	x	x	x	x	x	x	x	x	-	-	x
01.6	1.6	250		0.0707	6.830	200	2.5	x	x	x	x	x	x	x	x	-	-	x
002.	2	250		0.0566	11.680	190	2.5	x	x	x	x	x	x	x	x	-	-	x
02.5	2.5	250		0.0386	22.290	180	2.5	x	x	x	x	x	x	x	x	-	-	x
3.15	3.15	250		0.0283	43.255	140	4	x	x	x	x	x	x	x	x	-	-	x
004.	4	250		0.0185	46.960	100	4	x	x	x	x	x	x	x	x	-	-	x
005.	5	250		0.0153	66.095	100	4	x	x	x	x	x	x	x	x	-	-	x
06.3	6.3	250		0.0108	128.750	100	4	x	x	x	x	x	x	x	x	-	-	x
008.	8	250		0.0092	209.880	100	4	x	x	x	x	x	x	x	x	-	-	x
010.	10	250		0.0066	333.565	100	4	x	x	x	x	x	x	x	x	x*	-	x
012.	12	250	0.0061	515.500	100	4	-	x	-	-	x	x	x	-	x*	-	x	
015.	15	250	500 A @ 250Vac	0.0033	1237.0	N/A**	N/A**	-	x	-	-	x	-	x*	-	-	x	
016.	16	250	500 A @ 250Vac	0.0031	1408.0	N/A**	N/A**	-	x	-	-	x	-	x*	-	-	x	
020.	20	250	400 A @ 250Vac	0.0023	2600.0	N/A**	N/A**	-	x	-	-	x	-	x*	-	-	x	

* Approval for cartridge versions only
 ** Please contact Littelfuse for details on these parameters
 † Interrupting Rating may differ based on Agency Approval. See Agency Approval certificate for more details.
 1A to 2A have an IR : 100A@500VAC, 4A to 6-3A have the IR : 100A@305 VAC and 1000A@72VDC
 I2t test at 10x rated current.
 10A have an IR.1000A@300Vac for cURus

Temperature Re-rating Curve

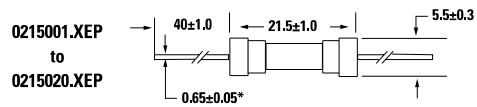
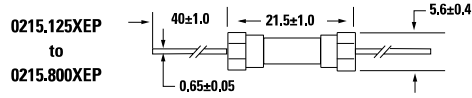
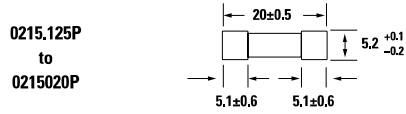


Product Characteristics

Materials	Body: Ceramic Cap: Nickel-plated Brass Leads: Tin-plated Copper
Terminal Strength	MIL-STD-202, Method 211, Test Condition A
Solderability	MIL-STD-202 Method 208
Product Marking	Cap 1: Brand logo, current and voltage ratings Cap 2: Agency approval markings
Operating Temperature	-55°C to +125°C
Thermal Shock	MIL-STD-202, Method 107, Test Condition B (5 cycles, -65°C to +125°C)
Vibration	MIL-STD-202, Method 201
Humidity	MIL-STD-202, Method 103, Test Condition A (High RH (95%) and elevated temp (40°C) for 240 hours)
Salt Spray	MIL-STD-202, Method 101, Test Condition B

Dimensions

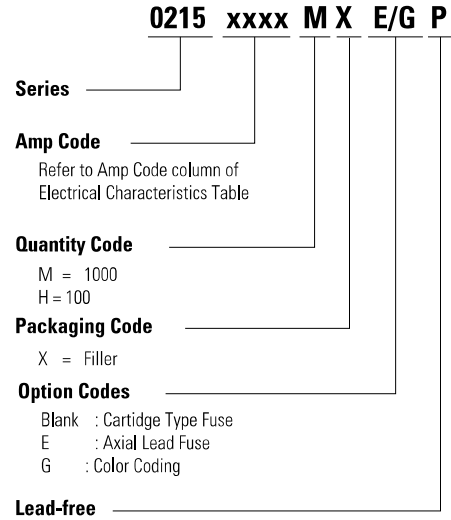
All dimensions in mm



Notes:

- * Ratings above 6.3 A have 0.8 ± 0.05 diameter lead;
- * Ratings above 12 A have 1.2 ± 0.05 diameter lead.

Part Numbering System



Packaging

Packaging Option	Packaging Specification	Quantity	Quantity & Packaging Code	Taping Width
215 Series				
Bulk	N/A	1000	MX	N/A
Bulk	N/A	1000	MXE	N/A
Reel and Tape	N/A	1000	MRET1	T1=53mm (2.087")
Bulk and Color Coding	N/A	1000	MXG	N/A
Bulk	N/A	1000	MXB	N/A
Bulk	N/A	100	HX	N/A