


Data sheet | Item number: 2092-1729

Solder pin strip; 1.4 mm Ø solder pin; angled; Pin spacing 5 mm; 9-pole; black


www.wago.com/2092-1729



Subject to changes. Please also observe the further product documentation!

WAGO Kontakttechnik GmbH & Co. KG
Hansastr. 27
32423 Minden
Phone: +49571 887-0 | Fax: +49571 887-169
Email: info.de@wago.com | Web: www.wago.com

Do you have any questions about our products?
We are always happy to take your call at +49 (571) 887-44222.



Item description

- Lötstiftleisten mit geraden und abgewinkelten Lötstiften für rechtwinklige und parallele Steckrichtung zur Leiterplatte
- Polverlustfreies Aneinanderreihen von mehreren Federleisten in einer Lötstiftleiste zur Trennung von Funktionen möglich

Data

Notes

Safety information 1

The **picoMAX® Pluggable Connection System** includes connectors without breaking capacity in accordance with DIN EN 61984. When used as intended, these connectors must not be connected

Subject to changes. Please also observe the further product documentation!



/disconnected when live or under load. The circuit design should ensure header pins, which can be touched, are not live when unmated.

Electrical data

| | |
|-----------------------------|---|
| Ratings per | IEC/EN 60664-1 |
| Nominal voltage (III/3) | 250 V |
| Rated surge voltage (III/3) | 4 kV |
| Rated voltage (III/2) | 320 V |
| Rated surge voltage (III/2) | 4 kV |
| Nominal voltage (II/2) | 630 V |
| Rated surge voltage (II/2) | 4 kV |
| Rated current | 16 A |
| Legend (ratings) | (III / 2) $\hat{=}$ Overvoltage category III / Pollution degree 2 |

Connection data

| | |
|----------------------------|---|
| Number of connection types | 1 |
| Number of levels | 1 |
| Pole No. | 9 |

Physical data

| | |
|--------------------------------------|--------------------------|
| Pin spacing | 5 mm / 0.197 inch |
| Width | 48.2 mm / 1.898 inch |
| Height | 7.6 mm / 0.299 inch |
| Height from the surface | 4 mm / 0.157 inch |
| Depth | 12.3 mm / 0.484 inch |
| Solder pin length | 3.6 mm |
| Solder pin diameter | 1.4 mm |
| Drilled hole diameter with tolerance | 1.6 ^(+0.1) mm |

Plug-in connection

| | |
|------------------------------------|---------------------|
| Contact type (pluggable connector) | Male connector/plug |
| Connector (connection type) | for PCB |
| Mismating protection | No |
| Mating direction to the PCB | 0° |
| Locking of plug-in connection | Without |

Subject to changes. Please also observe the further product documentation!

PCB contact

| | |
|-------------|-----|
| PCB Contact | THT |
|-------------|-----|

Material data

| | |
|-----------------------------|--|
| Color | black |
| Material group | I |
| Insulation material | Polyphthalamide (PPA GF) |
| Flammability class per UL94 | V0 |
| Contact material | Electrolytic copper (E _{Cu}) |
| Contact plating | tin-plated |
| Weight | 2.5 g |

Environmental requirements



| | |
|-------------------------|-----------------|
| Limit temperature range | -60 ... +100 °C |
|-------------------------|-----------------|

Commercial data

| | |
|-----------------------|---------------|
| PU (SPU) | 300 Stück |
| Packaging type | bag |
| Country of origin | CN |
| GTIN | 4055143934701 |
| Customs tariff number | 85369010000 |

Approvals / Certificates

Country specific Approvals

| Logo | Approval | Additional Approval Text | Certificate name |
|--|---------------------------------------|--------------------------|------------------------|
|  | CSA DEKRA Certification B.V. | C22.2 | 2362521 |
|  | KEMA/KEUR DEKRA Certification B.V. | EN 61984 | 71- 102261 REV.1 |

UL-Approvals

| Logo | Approval | Additional Approval Text | Certificate name |
|------|----------|--------------------------|------------------|
|------|----------|--------------------------|------------------|

Subject to changes. Please also observe the further product documentation!



UL
Underwriters Laboratories Inc.

UL 1977

E45171

Counterpart



Item no.2092-1129

1-conductor female connector; push-button; Push-in CAGE CLAMP®; 2.5 mm²; Pin spacing 5 mm; 9-pole; 2,50 mm²; light gray

www.wago.com/2092-1129

Downloads

Documentation

Additional Information

| | | | |
|------------------------|-------------|---------------|----------|
| Technical explanations | Apr 3, 2019 | pdf 2.0 MB | Download |
|------------------------|-------------|---------------|----------|

CAD/CAE-Data

CAD data

| | | |
|------------------------|-----|----------|
| 2D/3D Models 2092-1729 | URL | Download |
|------------------------|-----|----------|

CAE data

| | | |
|------------------------|-----|----------|
| ZUKEN Portal 2092-1729 | URL | Download |
|------------------------|-----|----------|

Environmental Product Compliance

Compliance Search

| | | |
|--|-----|----------|
| Environmental Product Compliance 2092-1729 | URL | Download |
| Solder pin strip; 1.4 mm Ø solder pin; angled; Pin spacing 5 mm; 9-pole; black | | |

Installation Notes

Subject to changes. Please also observe the further product documentation!

WAGO Kontakttechnik GmbH & Co. KG
Hansastr. 27
32423 Minden
Phone: +49571 887-0 | Fax: +49571 887-169
Email: info.de@wago.com | Web: www.wago.com

Do you have any questions about our products?
We are always happy to take your call at +49 (571) 887-44222.



Product family

picoMAX[®] 5.0

[Show all products from the family](#)

Subject to changes. Please also observe the further product documentation!

WAGO Kontakttechnik GmbH & Co. KG
Hansastr. 27
32423 Minden
Phone: +49571 887-0 | Fax: +49571 887-169
Email: info.de@wago.com | Web: www.wago.com

Do you have any questions about our products?
We are always happy to take your call at +49 (571) 887-44222.