



SL2218 Series



1. Features of SL2218 Series:

- Ferrite based SMD inductor with lower core loss.
- Inductance range: 55.0 nH to 100.0 nH , custom values are welcomed.
- High current output chokes , up to 63.0 Amp with approx. 20% roll off.
- Low Profile 4.60 mm max height .
- 5.50 x 5.70 mm Foot Print.
- Ideal for Buck Converter, VRM & High Density Board Design.
- Operating frequency of up to 5.0MHz.
- Operating temperature range of -55° C to + 130° C, RoHS & HF compliant.
- T & R Qty's: 1000pcs, 13" Reel.

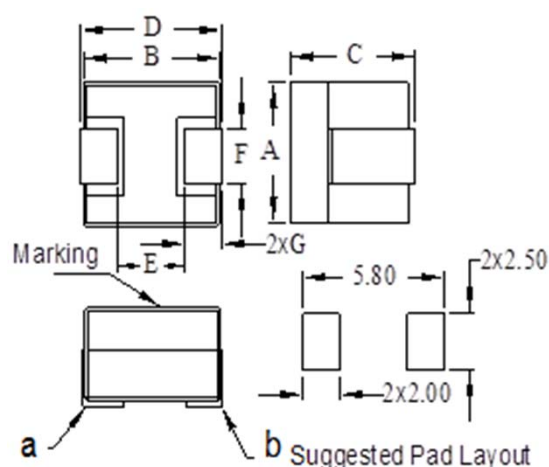


2. Electrical Characteristics of SL2218 Series:

Part Number	OCL ¹ (nH) ± 15%	L @ Isat1 ² (nH) Min.	DCR ³ (mΩ) ± 10.0%	Isat1 ⁴ (A) @25°C	Isat2 ⁴ (A) @75°C	Isat3 ⁴ (A) @100°C	Irms ⁵ (A) @25°C
SL2218A-R055LHF	55.00	39.60	0.20	63.00	56.00	46.00	34.00
SL2218A-R10LHF	100.00	72.00	0.20	33.00	30.00	26.00	34.00

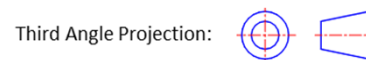
3. Mechanical Dimension of SL2218 Series:

A (Max.)	B (Max.)	C (Max.)	D (Max.)	E (Nom.)	F ± 0.20	G ± 0.20
5.70	5.35	4.60	5.50	2.30	2.00	1.50



Notes:

1. Open Circuit Inductance (OCL) test condition: 100KHz, 0.1Vrms, 0A DC at 25°C.
2. L @ Isat and L @ Irms Test condition: 100KHz, 0.1Vrm (Ta=25°C).
3. The nominal DCR is measured from point "a" to point "b" as shown above in the mechanical drawing (Ta=25°C).
4. Isat1 , Isat2 & Isat3 : DC current that will cause inductance to drop approximately by 20%.
5. Irms: DC current for an approximate temperature rise of 40°C without core loss.
6. Derating is necessary for AC currents. PCB pad layout , trace thickness and width , air-flow and proximity of other heat generating components will affect the temperature rise.
7. It is recommended the part temperature not exceed 130° C under worst case operating conditions as verified in the end application.



● New York 1 914 347 2474 ● Taipei 886 2 2698 8669 ● Kaohsiung 886 7 350 2275
 ● Japan 81 568 85 2830 ● Shenzhen 86 755 8418 6263 ● Shanghai 86 21 5424 5141 ● Hong Kong 852 9688 9767
 ● sales@ITG-Electronics.com ● www.ITG-Electronics.com Revision A.1: April 3, 2018

**Due to continuous product improvement, all specifications are subject to change without prior notice. Kindly contact an ITG field application engineer or a sales representative prior to purchase.*

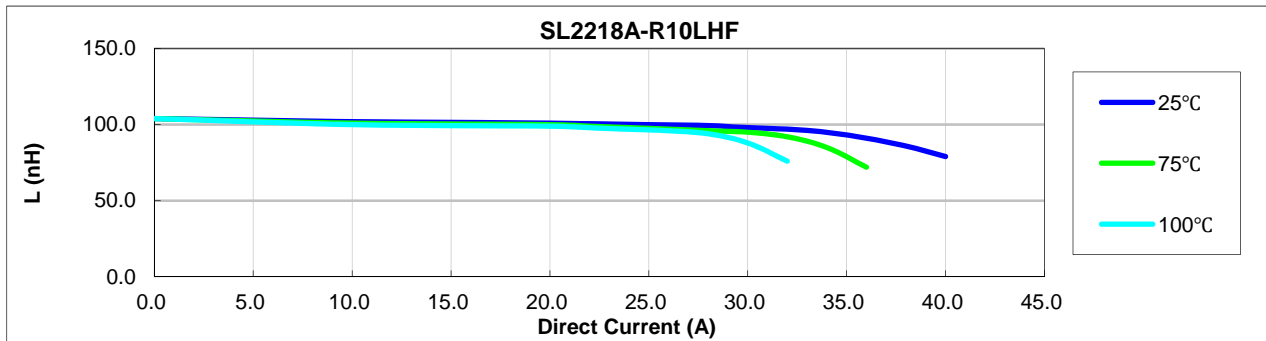
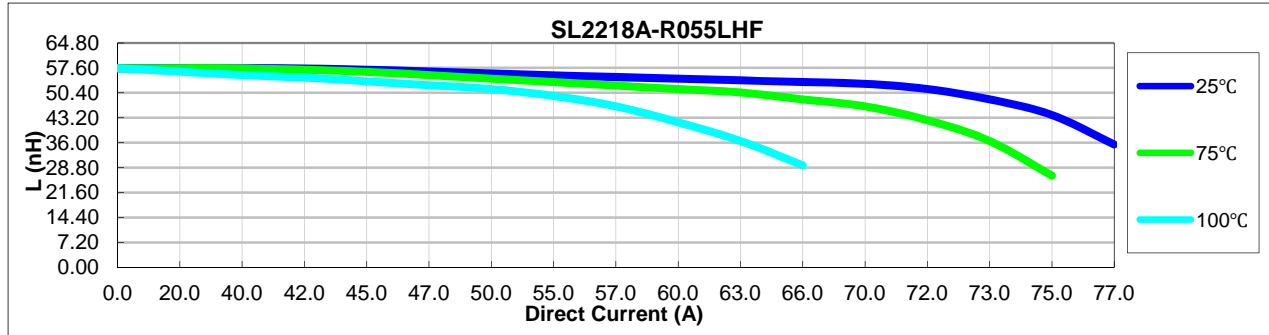


Halogen Free

SL2218 Series



4. Inductance Characteristics of SL2218 Series (Inductance vs Current):



● New York 1 914 347 2474 ● Taipei 886 2 2698 8669 ● Kaohsiung 886 7 350 2275
● Japan 81 568 85 2830 ● Shenzhen 86 755 8418 6263 ● Shanghai 86 21 5424 5141 ● Hong Kong 852 9688 9767
● sales@ITG-Electronics.com ● www.ITG-Electronics.com Revision A.1: April 3, 2018

**Due to continuous product improvement, all specifications are subject to change without prior notice. Kindly contact an ITG field application engineer or a sales representative prior to purchase.*