

# XU2S18PP340WD

Safety thru beam pair photo electric sensors,  
Preventa Safety detection, security light curtain  
XU2 S, of body, 750...1200 mm, 12...24 V



## Main

Range of Product	Telemecanique Safety light curtains XUSL
Product or Component Type	Safety thru-beam pair photo-electric sensors
Device short name	XU2S
Output type	1 safety outputs OSSD PNP
[Sn] nominal sensing distance	26.25 ft (8 m)

## Complementary

Detection system	Transmitter-receiver system
[Us] rated supply voltage	12...24 V DC 10...30 V reverse polarity protection
Current consumption	<= 35 mA no-load
Maximum voltage drop	<1.5 V (closed)
Switching capacity in mA	<= 100 mA (overload and short-circuit protection)
Switching frequency	500 Hz maximum
Electrical connection	1 male connector M12 4 pins
Line of sight type	90° to case axis
Maximum delay response	1 ms
Maximum delay recovery	1 ms
Tightening torque	212.42 Lbf.in (24 N.m) fixing nut 17.70 lbf.in (2 N.m) connector
Function available	Built-in muting function Light or dark programmable switching
Marking	CE
Material	Nickel plated brass case PMMA (polymethyl methacrylate) lenses
Net Weight	0.34 lb(US) (0.155 kg)

## Environment

Standards	EN/IEC 61496-2 EN/IEC 61496-1 EN/IEC 60825-1
Safety level	Can reach PL = c associated with module XPSCM correctly wired EN/ISO 13849-1 Can reach category 2 associated with module XPSCM correctly wired EN/ISO 13849-1 Type 2 IEC 61496-1-2
Ambient air temperature for operation	-13...131 °F (-25...55 °C)
Safety reliability data	PFH = 5.5E-7 1/h with muting function IEC 61508 PFH = 4.6E-7 1/h IEC 61508
Ambient Air Temperature for Storage	-40...158 °F (-40...70 °C)
IP degree of protection	IP67 conforming to EN/IEC 60529
Shock resistance	30 gn 3 axes : 3 times EN/IEC 60068-2-27
Vibration resistance	7 gn 10...55 Hz)EN/IEC 60068-2-6

## Ordering and shipping details

Category	22477 - SAFETY MODULES (PREVENTA)
Discount Schedule	SAF2
GTIN	3389110106237
Nbr. of units in pkg.	1
Package weight(Lbs)	5.82 oz (165 g)
Returnability	No
Country of origin	FR

## Packing Units

Unit Type of Package 1	PCE
Package 1 Height	1.65 in (4.2 cm)
Package 1 width	3.74 in (9.5 cm)
Package 1 Length	5.12 in (13 cm)
Unit Type of Package 2	S02
Number of Units in Package 2	22
Package 2 Weight	8.99 lb(US) (4.077 kg)
Package 2 Height	5.91 in (15 cm)
Package 2 width	11.81 in (30 cm)
Package 2 Length	15.75 in (40 cm)

## Offer Sustainability

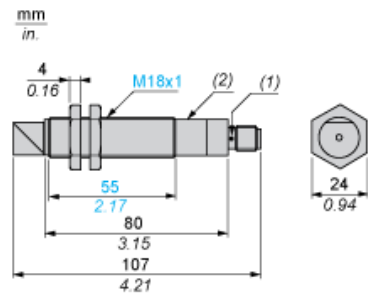
Sustainable offer status	Green Premium product
California proposition 65	WARNING: This product can expose you to chemicals including: Diisononyl phthalate (DINP), which is known to the State of California to cause cancer, and Di-isodecyl phthalate (DIDP), which is known to the State of California to cause birth defects or other reproductive harm. For more information go to <a href="http://www.P65Warnings.ca.gov">www.P65Warnings.ca.gov</a>
REACH Regulation	<a href="#">REACH Declaration</a>
EU RoHS Directive	Pro-active compliance (Product out of EU RoHS legal scope) <a href="#">EU RoHS Declaration</a>
Mercury free	Yes
RoHS exemption information	<a href="#">Yes</a>
Environmental Disclosure	<a href="#">Product Environmental Profile</a>
Circularity Profile	<a href="#">End Of Life Information</a>

## Contractual warranty

Warranty	18 months
----------	-----------

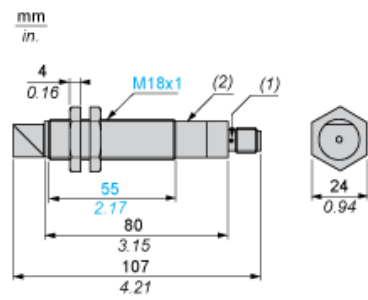
Dimensions

Receiver



- (1) LED
- (2) Potentiometer

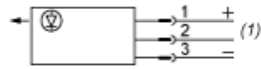
Transmitter



- (1) LED
- (2) Potentiometer

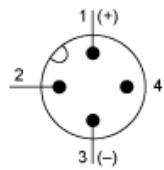
Wiring Schemes (3-wire DC)

Transmitter



(1) Test

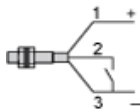
Connector Pin View



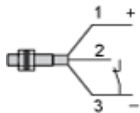
(1) (+)  
(2) Test  
(3) (-)

Beam Break Test

Beam Made

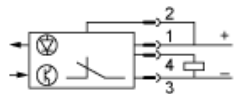


Beam Broken

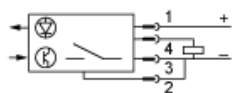


Receiver

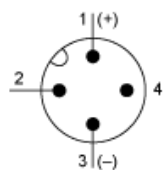
Light switching (no object present). PNP output



Dark switching (no object present). PNP output



Connector Pin View



(1) (+)  
(2) Programming  
(3) (-)  
(4) Output

Connecting to a Safety Module

**Discover**  
**XU2S18PP340D by**

- Characteristics
- Dimensions Drawings
- Connections and Schema
- Performance Curves
- **Download & Documents**

①

**Download & Documents 1 to 8 of 8**

**CAD**

Preventa - Photo-electric sensors - Thru beam, pair - Ref. XU2S18PP340D	SILENT 2015-07-21	(Se ▼)
Preventa - Photo-electric sensors - Thru beam, pair - Ref. XU2S18PP340D	SILENT 2009-10-23	(Se ▼)

**Instruction sheet**

XU2S18... Cylindrical photo-electric sensor design 18	English 2015-07-21	pdf ▼
---	--------------------	-------

**Product environmental**

XUB... XU1... to XU9... Photoelectric Sensor, Product Environmental profile	English 2012-03-19	pdf ▼
---	--------------------	-------

**End of life manual**

XUB... and XU1... to XU9... Photoelectric Sensors, Product End-of-life Instructions	English 2012-02-20	pdf ▼
---	--------------------	-------

**System user guide**

Connecting to a monitoring device XU2S	English 2015-06-08	pdf ▼
--	--------------------	-------

**Catalog**

Safety light curtains Preventa XUSL	English 2015-05-18	pdf ▼
-------------------------------------	--------------------	-------

**Image of product**

Security light curtain XU2S	SILENT 2015-07-21	(Se ▼)
-----------------------------	-------------------	--------

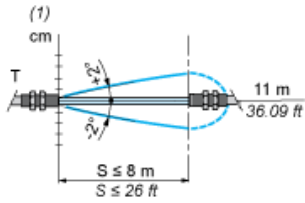
②

- 1 : Click on Download & Documents
- 2 : Click on System user guide

To have all connection schematics concerning our safety module, select "download and document" and download the file "Connecting to a monitoring device XU2S"

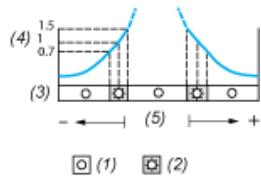
Curves

Infrared Detection Curve



(1) Ø of beam

Verification of Correct Operation



- (1) LED off
- (2) LED on
- (3) Red LED
- (4) Signal level
- (5) Optimum alignment