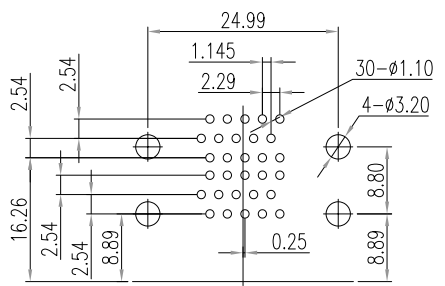
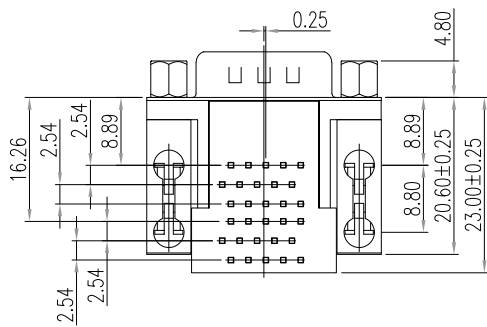
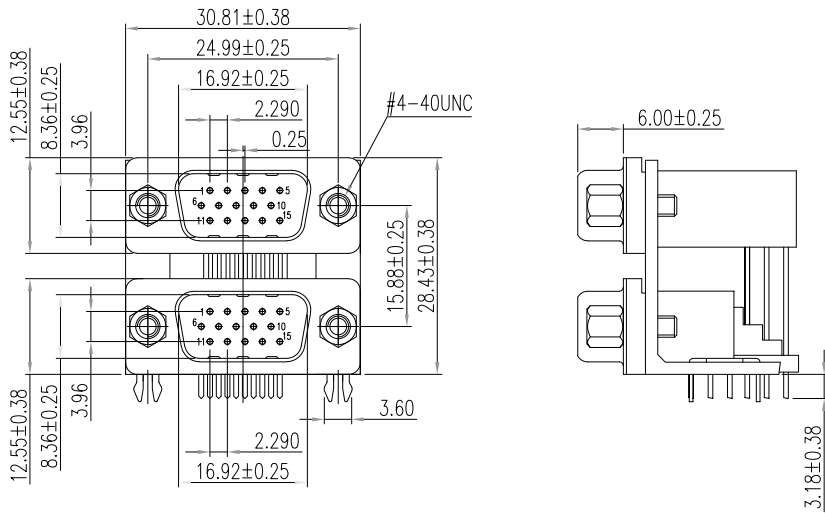


DESCRIPTION: HD // 15 POS // MALE OVER MALE // 0.625" CENTERS



☒ P.C.B EDGE
RECOMMENDED P.C.B LAYOUT

ELECTRICAL CHARACTERISTICS

- VOLTAGE: 250 VAC (rms) Max.
- CURRENT RATING: 3 AMPS PER CONTACT
- CONTACT RESISTANCE: 25 mOhms Max.
- INSULATION RESISTANCE: 5000 MOhms Min.
- DIELECTRIC WITHSTANDING: 1000 VAC (rms)
- TOTAL MATING FORCE: 6.0 Kgf Max.
- TOTAL UNMATING FORCE: 1.2 Kgf Min.
- OPERATING TEMPERATURE: -55°C TO +85°C

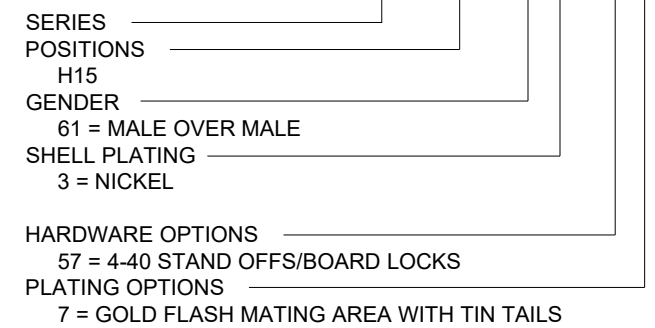
MATERIAL CHARACTERISTICS

- HOUSING: PA9T, UL94V-0, BLACK
- CONTACTS: COPPER ALLOY
- SHELL: SPCC
- BOARDLOCK: COPPER ALLOY
- BRACKET: ZINC ALLOY
- SCREWLOCK: COPPER ALLOY

PLATING CHARACTERISTICS

- CONTACTS: GOLD FLASH OVER NICKEL AT CONTACT AREA
TIN PLATED OVER NICKEL AT THE SOLDER AREA
- SHELL: NICKEL PLATED
- BOARDLOCK: TIN PLATED
- BRACKET: NICKEL PLATED
- SCREWLOCK: NICKEL PLATED

189-YYY-613R577



RoHS COMPLIANT

UNITS = mm

DO NOT SCALE FROM DRAWING



THESE DRAWINGS AND SPECIFICATIONS ARE THE PROPERTY OF NorComp AND SHALL NOT BE REPRODUCED, COPIED OR USED AS THE BASIS FOR THE MANUFACTURE OR SALE OF APPARATUS WITHOUT WRITTEN PERMISSION.

DRAWN: J. KADEL
DATE: 07/05/2018

NorComp

SCALE: NTS	SHEET 1 OF 1	REV 3
DWG NO. 189-H15-613R577		