


# Data sheet

## 17371.7 RK 35/35 N/IS WH



Feed-through terminal, Screw connection, Mounting type: Mounting rail TS 35/7.5, Rated cross-section: 35 mm², Width: 16 mm, Colour: White

RAL: 9010

### Business data

Article number	17371.7
Article name	RK 35/35 N/IS WH
GTIN (EAN)	4044211186296
Packaging unit	20
Quantity unit	PC
Weight per piece (not including packaging)	59.8 g
Weight per piece (including packaging)	62.9 g
Unit of weight	G
Customs number	85369010
Country of origin	DE
Prio-Article	17371.2
Product description	Feed-through terminal

### Technical data

#### Dimensions

Length	58 mm
Width	16 mm
Height TS 35/7.5	52 mm

#### Ratings

Rated voltage	800 V
Rated current	125 A
Rated cross-section	35 mm <sup>2</sup>
Rated impulse voltage	8 kV
Overvoltage category	III
Contamination degree	3
Maximum power dissipation for nominal condition	4 W

#### Connection data

Connection principle	Screw connection
Connection position	Lateral
Connections	2
Number of terminals per level	2
Number of levels	1
Wire cross-section single-core (rigid) / stranded, min.	2.5 mm <sup>2</sup>
Wire cross-section single core (rigid)/stranded, max.	50 mm <sup>2</sup>
Wire cross-section stranded, min.	2.5 mm <sup>2</sup>
Wire cross-section stranded, max.	35 mm <sup>2</sup>
Wire cross-section stranded with wire-end ferrules, min.	2.5 mm <sup>2</sup>
Wire cross-section stranded with wire-end ferrules, max.	35 mm <sup>2</sup>
Wire cross-section AWG, min.	12
Wire cross-section AWG, max.	2
Stripping length	20 mm
Screw head	Inner hex (Allen)
Screw threading	M 6
Tightening torque, min.	2.5 Nm
Tightening torque, max.	5 Nm

### Technical data

#### Materials

Insulation housing	Polyamide 6.6
Flammability class UL 94	V-0
Working temperature, min.	-40 °C
Working temperature, max.	120 °C

#### Further technical data

Mounting type	Mounting rail TS 35/7,5
Gauge plug acc. to EN 60 947-1	B9
Number of cross-connection channels	1

#### Environmental Product Compliance

REACH Conform	Yes
REACH Candidate Substance Note	No
RoHS Conform	Yes

### Approvals

#### Standards and regulations

EAC approval	TR ZU 004/2011
EAC approval granted	yes

#### CSA approval

CSA approval	C22.2 No 158
CSA approval granted	yes
CSA Usegroup C: rated voltage	600 V
CSA Usegroup C: rated current	115 A
CSA wire cross-section AWG, min.	12
CSA wire cross-section AWG, max.	2
CSA stripping length	20 mm
CSA File Number	042110_0_000

#### CSAus approval

CSAus approval	UL 1059
CSAus approval granted	yes
CSAus Usegroup C: rated voltage	600 V
CSAus Usegroup C: rated current	115 A
CSAus wire cross-section AWG, min.	12
CSAus wire cross-section AWG, max.	2
CSAus stripping length	20 mm
CSAus File Number	042110_0_000

#### cUL Recognized

cUL approval	C22.2 No 158
cUL Usegroup C: rated voltage	600 V
cUL Usegroup C: rated current	115 A
cUL wire cross-section single-core (rigid) AWG, min.	12
cUL wire cross-section single-core (rigid) AWG, max.	2
cUL wire cross-section stranded AWG, min.	12
cUL wire cross-section stranded AWG, max.	2
cUL torque	40 Nm
cUL wire material	Cu
cUL File Number	E95701
cUL Recognized	1

### Approvals

#### KEMA KEUR approval

KEMA KEUR approval	EN 60947-7-1:2009
KEMA KEUR approval granted	yes
KEMA rated voltage	1000 V
KEMA rated current	125 A
KEMA rated impulse voltage	8 kV
KEMA wire cross-section single core (rigid), min.	2.5 mm <sup>2</sup>
KEMA wire cross-section single-core (rigid), max.	50 mm <sup>2</sup>
KEMA wire cross-section stranded, min.	2.5 mm <sup>2</sup>
KEMA wire cross-section stranded, max.	35 mm <sup>2</sup>

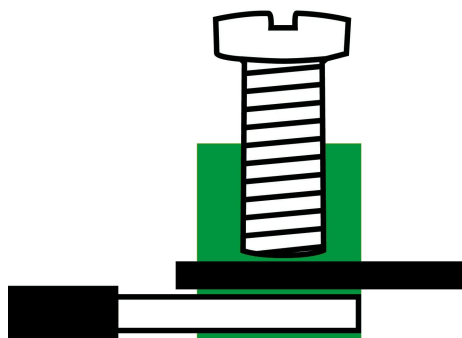
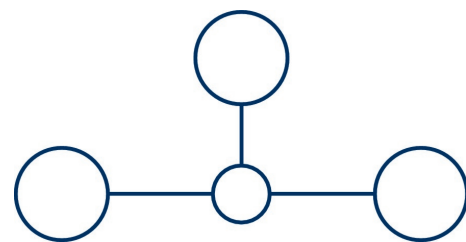
#### UL Recognized

UL approval	UL 1059
UL Usegroup C: rated voltage	600 V
UL Usegroup C: rated current	115 A
UL wire cross-section single-core (rigid) AWG, min.	12
UL wire cross-section single-core (rigid) AWG, max.	2
UL wire cross-section stranded AWG, min.	12
UL wire cross-section stranded AWG, max.	2
UL torque	40 Lb In
UL wire material	Cu
UL factory wiring	1
UL field wiring	1
UL File Number	E95701
UL Recognized	1

#### German Lloyd approval

DNV GL Certificate number	TAE00002JF
DNV GL Location Classes	Temperature: B, Humidity: B, Vibration: A
DNV GL approval granted	1
DNV GL rated cross-section	35 mm <sup>2</sup>
DNV GL rated current	125 A
DNV GL rated voltage	800 V
DNV GL test standard	IEC 60947-7-1:2002

Media



## Accessories

### Cover



Cover, Length: 37.3 mm, Width: 16 mm, Colour: Yellow


Article number	Article name	GTIN (EAN)	Packaging unit
<u>2956.0</u>	AD 1/16/N/B YE	4044211056841	20 ST



Cover, Length: 37.3 mm, Width: 16 mm, Colour: White

Article number	Article name	GTIN (EAN)	Packaging unit
<u>2968.0</u>	AD 1/16/N WH	4044211056971	20 ST

### End stop



End stop, Mounting type: Mounting rail TS 35/7.5, Width: 9.5 mm, Colour: Beige

Article number	Article name	GTIN (EAN)	Packaging unit
<u>2828.0</u>	ES 35/K/ST BG	4044211055547	50

### Cross-connector



Cross-connector, No. of poles: 3, Mounting type: Can be screwed on, Width: 41 mm, Rated cross-section: 35 mm<sup>2</sup>, Colour: natural

Article number	Article name	GTIN (EAN)	Packaging unit
<u>17287.0</u>	Q 3	4044211180331	20 ST



Cross-connector, No. of poles: 10, Mounting type: Can be screwed on, Width: 153 mm, Rated cross-section: 35 mm<sup>2</sup>, Colour: natural

Article number	Article name	GTIN (EAN)	Packaging unit
<u>17289.0</u>	Q 10	4044211180355	10 ST

## 17371.7 RK 35/35 N/IS WH

### Cross-connector



Cross-connector, No. of poles: 2, Mounting type: Can be screwed on, Width: 25 mm, Rated cross-section: 35 mm<sup>2</sup>, Colour: natural


Article number	Article name	GTIN (EAN)	Packaging unit
<u>17253.0</u>	Q 2	4044211186531	20 ST



Cross-connector, No. of poles: 4, Mounting type: Can be screwed on, Width: 57 mm, Rated cross-section: 35 mm<sup>2</sup>, Colour: natural

Article number	Article name	GTIN (EAN)	Packaging unit
<u>17288.0</u>	Q 4	4044211180348	10 ST

### Quick marking



Terminal marker / Pocket Maxicard, Length: 5 mm, Width: 6 mm, Colour: White

Article number	Article name	GTIN (EAN)	Packaging unit
<u>4702.7</u>	PMC SB 6/50 WH	4044211089986	500 ST