

# Data sheet

## 1723.2 ZSL 4/3A Ex GNYE



Ex protective-earth terminal ATEX-certified Tension-spring connection, Mounting type: Mounting rail TS 35/7.5, Rated cross-section: 4 mm², Width: 6.1 mm, Colour: Green-yellow

### Business data

Article number	<u>1723.2</u>
Article name	ZSL 4/3A Ex GNYE
GTIN (EAN)	4044211058708
Explosion-proof version (EEx e)	yes
Packaging unit	100
Quantity unit	PC
Weight per piece (not including packaging)	17 g
Weight per piece (including packaging)	18 g
Unit of weight	G
Customs number	85369010
Country of origin	DE
Product description	Ex protective earthing terminal ATEX-certified
Colour	Green-yellow

### Technical data

#### Dimensions

Length	78.5 mm
Width	6.1 mm
Height TS 35/7.5	42 mm

#### Ratings

Rated cross-section	4 mm <sup>2</sup>
Overvoltage category	III
Contamination degree	3

#### Connection data

Connection principle	Tension-spring connection
Connection position	Diagonal
Connections	3
Number of terminals per level	3
Number of levels	1
Wire cross-section single-core (rigid) / stranded, min.	0.5 mm <sup>2</sup>
Wire cross-section single core (rigid)/stranded, max.	6 mm <sup>2</sup>
Wire cross-section stranded, min.	0.5 mm <sup>2</sup>
Wire cross-section stranded, max.	6 mm <sup>2</sup>
Wire cross-section stranded with wire-end ferrules, min.	0.5 mm <sup>2</sup>
Wire cross-section stranded with wire-end ferrules, max.	4 mm <sup>2</sup>
Wire cross-section AWG, min.	20
Wire cross-section AWG, max.	10
Stripping length	12 mm

#### Materials

Insulation housing	Polyamide 6.6
Flammability class UL 94	V-0
Working temperature, min.	-40 °C
Working temperature, max.	120 °C

#### Further technical data

Mounting type	Mounting rail TS 35/7,5
Gauge plug acc. to EN 60 947-1	A4
End plate required	✓
Number of test pick-off options	2

# Data sheet

## 1723.2 ZSL 4/3A Ex GNYE



### Technical data

#### Environmental Product Compliance

REACH Conform	yes
REACH Reference date	2023-06-14
REACH Candidate Substance Note	No
RoHS Conform	yes

### Approvals

#### Standards and regulations

ATEX certification number	TÜV ATEX 7093 U
EAC approval	TR ZU 004/2011
EAC approval granted	yes

#### CSA approval

CSA approval	C22.2 No 158
CSA approval granted	yes
CSA wire cross-section AWG, min.	20
CSA wire cross-section AWG, max.	10
CSA stripping length	10 mm

#### CSAus approval

CSAus approval	UL 1059
CSAus approval granted	yes
CSAus wire cross-section AWG, min.	20
CSAus wire cross-section AWG, max.	10
CSAus stripping length	10 mm

#### cUL Recognized

cUL approval	C22.2 No 158
cUL wire cross-section single-core (rigid) AWG, min.	20
cUL wire cross-section single-core (rigid) AWG, max.	10
cUL wire cross-section stranded AWG, min.	20
cUL wire cross-section stranded AWG, max.	10
cUL wire material	Cu
cUL Recognized	1

#### KEMA KEUR approval

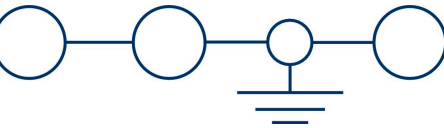
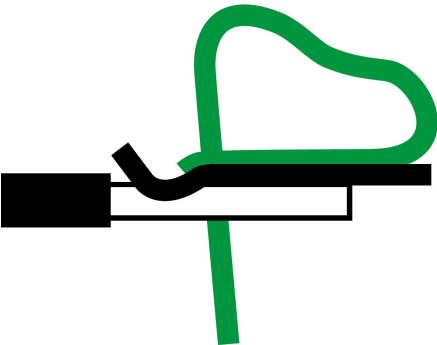

KEMA KEUR approval	EN 60947-7-2:2009
KEMA KEUR approval granted	yes
KEMA wire cross-section single core (rigid), min.	0.5 mm <sup>2</sup>
KEMA wire cross-section single-core (rigid), max.	6 mm <sup>2</sup>
KEMA wire cross-section stranded, min.	0.5 mm <sup>2</sup>
KEMA wire cross-section stranded, max.	6 mm <sup>2</sup>

Approvals

UL Recognized	
UL approval	UL 1059
UL wire cross-section single-core (rigid) AWG, min.	20
UL wire cross-section single-core (rigid) AWG, max.	10
UL wire cross-section stranded AWG, min.	20
UL wire cross-section stranded AWG, max.	10
UL wire material	Cu
UL factory wiring	1
UL field wiring	1
UL Recognized	1

DNV GL Approval	
DNV GL Certificate number	TAE00000YB
DNV GL Location Classes	Temperature: B, Humidity: B, Vibration: A
DNV GL approval granted	1
DNV GL rated cross-section	4 mm <sup>2</sup>
DNV GL test standard	IEC 60947-7-2:2009
DNV GL wire cross-section single-core (rigid), max.	6 mm <sup>2</sup>
DNV GL wire cross-section stranded, max.	4 mm <sup>2</sup>

Media



### Accessories

#### End plate


End plate, Width: 2 mm, Colour: Beige



Article number	Article name	GTIN (EAN)	Packaging unit
<u>3704.2</u>	ZAP 4/3A BG	4044211060176	50

#### End stop


End stop, Mounting type: Mounting rail TS 35/7.5 and TS 35/15, Width: 6 mm, Colour: Beige



Article number	Article name	GTIN (EAN)	Packaging unit
<u>3748.2</u>	ZES 35 BG	4044211060572	50

#### Quick marking

Terminal marker / Pocket Maxicard, Length: 5 mm, Width: 6 mm, Colour: White



Article number	Article name	GTIN (EAN)	Packaging unit
<u>4702.7</u>	PMC SB 6/50 WH	4044211089986	500 ST

#### Screwdriver

Screwdriver with bare blade, Colour: Black-grey



Article number	Article name	GTIN (EAN)	Packaging unit
<u>1086.0</u>	SDB 0,6x3,5	4044211014797	1 ST

#### Reducing sleeves

Reducing sleeve, Width: 61 mm, Pitch size: 6.1 mm, Colour: White



Article number	Article name	GTIN (EAN)	Packaging unit
<u>3753.7</u>	ZRH 4/0,13-0,2 WH	4044211060626	1000 ST

Reducing sleeve, Width: 61 mm, Pitch size: 6.1 mm, Colour: Black



Article number	Article name	GTIN (EAN)	Packaging unit
<u>3755.4</u>	ZRH 4/0,75-1,0 BK	4044211060640	1000 ST

Reducing sleeve, Width: 61 mm, Pitch size: 6.1 mm, Colour: Grey



Article number	Article name	GTIN (EAN)	Packaging unit
<u>3754.6</u>	ZRH 4/0,25-0,5 GR	4044211060633	1000 ST