


Data sheet

17112.2 SRK 10/2A BG



Feed-through terminal, Screw connection, Mounting type: Mounting rail TS 35/7.5, Rated cross-section: 16 mm², Width: 10 mm, Colour: Beige

Business data

Article number	<u>17112.2</u>
Article name	SRK 10/2A BG
GTIN (EAN)	4044211141776
Packaging unit	100
Quantity unit	PC
Weight per piece (not including packaging)	15.1 g
Weight per piece (including packaging)	15.91 g
Unit of weight	G
Customs number	85369010
Country of origin	CZ
Prio-Article	17112.2
Product description	Feed-through terminal

Technical data

Dimensions

Length	48 mm
Width	10 mm
Height TS 35/7.5	47 mm

Ratings

Rated voltage	1000 V
Rated current	57 A
Current load, max.	76 A
Rated cross-section	16 mm ²
Rated impulse voltage	8 kV
Overvoltage category	III
Contamination degree	3
Maximum power dissipation for nominal condition	1.82 W

Technical data

Connection data

Connection principle	Screw connection
Connection position	Lateral
Connections	2
Number of terminals per level	2
Number of levels	1
Wire cross-section single-core (rigid) / stranded, min.	0.2 mm ²
Wire cross-section single core (rigid)/stranded, max.	16 mm ²
Wire cross-section stranded, min.	0.2 mm ²
Wire cross-section stranded, max.	16 mm ²
Wire cross-section stranded with wire-end ferrules,min.	0.2 mm ²
Wire cross-section stranded with wire-end ferrules,max.	10 mm ²
Wire cross-section AWG, min.	18
Wire cross-section AWG, max.	6
Stripping length	10 mm
Screw head	Slotted
Screw threading	M 4
Tightening torque, min.	1.2 Nm
Tightening torque, max.	2.4 Nm
Wire cross-section single-core (rigid) / stranded, AWGmax.	6
Wire cross-section single-core (rigid) / stranded, AWGmin.	18
Wire cross-section stranded, AWG max.	6
Wire cross-section stranded, AWG min.	18
Wire cross-section stranded with wire-end ferrules, AWG max.	8
Wire cross-section stranded with wire-end ferrules, AWG min.	18

Materials

Insulation housing	Polyamide 6.6
Flammability class UL 94	V-0
Working temperature, min.	-40 °C
Working temperature, max.	120 °C

Data sheet

17112.2 SRK 10/2A BG



Technical data

Further technical data

Mounting type	Mounting rail TS 35/7,5
Gauge plug acc. to EN 60 947-1	B7
Number of cross-connection channels	2
End plate required	✓
Number of test pick-off options	1

Environmental Product Compliance

REACH Conform	Yes
REACH Reference date	2023-06-14
REACH Candidate Substance Note	No
RoHS Conform	Yes

Approvals

Standards and regulations

EAC approval	TR ZU 004/2011
EAC approval granted	yes

CSA approval

CSA approval	C22.2 No 158
CSA approval granted	yes
CSA Usegroup C: rated voltage	600 V
CSA Usegroup C: rated current	65 A
CSA wire cross-section AWG, min.	18
CSA wire cross-section AWG, max.	6
CSA torque, max.	2.4 Nm
CSA torque, min.	1.2 Nm

CSAus approval

CSAus approval	UL 1059
CSAus approval granted	yes
CSAus Usegroup C: rated voltage	600 V
CSAus Usegroup C: rated current	65 A
CSAus wire cross-section AWG, min.	18
CSAus wire cross-section AWG, max.	6
CSAus torque, min.	1.2 Nm
CSAus torque, max.	2.4 Nm

cUL Recognized

cUL approval	C22.2 No 158
cUL Usegroup B: rated voltage	600 V
cUL Usegroup B: rated current	65 A
cUL Usegroup C: rated voltage	600 V
cUL Usegroup C: rated current	65 A
cUL wire cross-section single-core (rigid) AWG, min.	18
cUL wire cross-section single-core (rigid) AWG, max.	6
cUL wire cross-section stranded AWG, min.	18
cUL wire cross-section stranded AWG, max.	6
cUL torque, min.	1.2 Nm
cUL torque, max.	2.4 Nm
cUL wire material	Cu
cUL Recognized	1

Approvals

KEMA KEUR approval

KEMA KEUR approval	EN 60947-7-1:2009
KEMA KEUR approval granted	yes
KEMA rated voltage	1000 V
KEMA rated current	76 A
KEMA rated impulse voltage	8 kV
KEMA wire cross-section single core (rigid), min.	1.5 mm ²
KEMA wire cross-section single-core (rigid), max.	16 mm ²
KEMA wire cross-section stranded, min.	1.5 mm ²
KEMA wire cross-section stranded, max.	16 mm ²
KEMA torque, min.	1.2 Nm
KEMA torque, max.	2.4 Nm

UL Recognized

UL approval	UL 1059
UL Usegroup B: rated voltage	600 V
UL Usegroup B: rated current	65 A
UL Usegroup C: rated voltage	600 V
UL Usegroup C: rated current	65 A
UL wire cross-section single-core (rigid) AWG, min.	18
UL wire cross-section single-core (rigid) AWG, max.	6
UL wire cross-section stranded AWG, min.	18
UL wire cross-section stranded AWG, max.	6
UL torque, min.	10.6 Lb In.
UL torque, max.	21.2 Lb In.
UL wire material	Cu
UL factory wiring	1
UL field wiring	1
UL Recognized	1

Data sheet

17112.2 SRK 10/2A BG

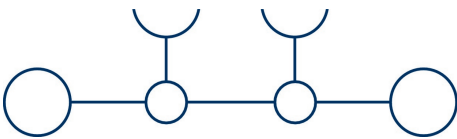


Approvals


German Lloyd approval

DNV GL Certificate number	TAE00002JG
DNV GL Location Classes	Temperature: B, Humidity: B, Vibration: A
DNV GL approval granted	1
DNV GL rated cross-section	10 mm ²
DNV GL rated current	76 A
DNV GL rated impulse voltage	8 kV
DNV GL rated voltage	1000 V
DNV GL test standard	IEC 60947-7-1:2009

Media



EAC



Accessories

Cover

Cover, Width: 10 mm, Colour: Yellow



Article number	Article name	GTIN (EAN)	Packaging unit
<u>17298.8</u>	SAD 1/10/B YE	4044211205461	50 ST

Measurement pick-off terminal

Measurement pick-off terminal, Screw connection, Mounting type: On base, Rated cross-section: 10 mm², Width: 8.3 mm, Colour: Beige



Article number	Article name	GTIN (EAN)	Packaging unit
<u>17122.2</u>	SMAG 10/6 BG	4044211172121	10 ST

End plate


End plate, Width: 1.5 mm, Colour: Beige



Article number	Article name	GTIN (EAN)	Packaging unit
<u>2001.2</u>	AP 2,5-10 BG	4044211047979	50

End stop

End stop, Mounting type: Mounting rail TS 35/7.5 and TS 35/15, Width: 8 mm, Colour: Beige



Article number	Article name	GTIN (EAN)	Packaging unit
<u>17250.2</u>	SES 35 BG	4044211178253	50

Insulation cap for cross-connector

17112.2 SRK 10/2A BG



Insulating cap, Colour: Yellow

Article number	Article name	GTIN (EAN)	Packaging unit
<u>17200.8</u>	SQIK 2,5-10 YE	4044211148539	20

Insulated cross-connector

Insulated cross-connector, No. of poles: 9, Mounting type: Plug in, Width: 88.2 mm, Rated cross-section: 10 mm², Colour: Yellow

Article number	Article name	GTIN (EAN)	Packaging unit
<u>17238.8</u>	SQI 10/9 YE	4044211148911	10

Insulated cross-connector, No. of poles: 3, Mounting type: Plug in, Width: 27.6 mm, Rated cross-section: 10 mm², Colour: Yellow

Article number	Article name	GTIN (EAN)	Packaging unit
<u>17232.8</u>	SQI 10/3 YE	4044211148850	50

Insulated cross-connector, No. of poles: 7, Mounting type: Plug in, Width: 68 mm, Rated cross-section: 10 mm², Colour: Yellow

Article number	Article name	GTIN (EAN)	Packaging unit
<u>17236.8</u>	SQI 10/7 YE	4044211148898	20

Insulated cross-connector, No. of poles: 30, Mounting type: Plug in, Width: 300.3 mm, Rated cross-section: 10 mm², Colour: Yellow

Article number	Article name	GTIN (EAN)	Packaging unit
<u>17240.8</u>	SQI 10/30 YE	4044211148935	5

Insulated cross-connector, No. of poles: 5, Mounting type: Plug in, Width: 47.8 mm, Rated cross-section: 10 mm², Colour: Yellow

Article number	Article name	GTIN (EAN)	Packaging unit
<u>17234.8</u>	SQI 10/5 YE	4044211148874	20

Insulated cross-connector



Insulated cross-connector, No. of poles: 2, Mounting type: Plug in, Width: 17.5 mm, Rated cross-section: 10 mm², Colour: Yellow

Article number	Article name	GTIN (EAN)	Packaging unit
<u>17231.8</u>	SQI 10/2 YE	4044211148843	50



Insulated cross-connector, No. of poles: 4, Mounting type: Plug in, Width: 37.7 mm, Rated cross-section: 10 mm², Colour: Yellow

Article number	Article name	GTIN (EAN)	Packaging unit
<u>17233.8</u>	SQI 10/4 YE	4044211148867	20



Insulated cross-connector, No. of poles: 6, Mounting type: Plug in, Width: 57.9 mm, Rated cross-section: 10 mm², Colour: Yellow

Article number	Article name	GTIN (EAN)	Packaging unit
<u>17235.8</u>	SQI 10/6 YE	4044211148881	20



Insulated cross-connector, No. of poles: 10, Mounting type: Plug in, Width: 98.3 mm, Rated cross-section: 10 mm², Colour: Yellow

Article number	Article name	GTIN (EAN)	Packaging unit
<u>17239.8</u>	SQI 10/10 YE	4044211148928	5



Insulated cross-connector, No. of poles: 8, Mounting type: Plug in, Width: 78.1 mm, Rated cross-section: 10 mm², Colour: Yellow

Article number	Article name	GTIN (EAN)	Packaging unit
<u>17237.8</u>	SQI 10/8 YE	4044211148904	10


Quick marking



Terminal marker / Pocket Maxicard, Length: 5 mm, Width: 8 mm, Colour: White

Article number	Article name	GTIN (EAN)	Packaging unit
<u>9323.7</u>	PMC SB 8/40 WH	4044211129231	400 ST

Partition plate



Partition plate, Width: 1.5 mm, Colour: Beige


Article number	Article name	GTIN (EAN)	Packaging unit
<u>2002.2</u>	TW 2,5-10 BG	4044211048044	50

Test adapters



Test adapter, Length: 70 mm, Pitch size: 5 mm, Colour: Beige

Article number	Article name	GTIN (EAN)	Packaging unit
<u>17260.2</u>	STA 5/1 BG	4044211171599	10 ST



Test adapter, Length: 70 mm, Pitch size: 1 mm, Colour: Beige


Article number	Article name	GTIN (EAN)	Packaging unit
<u>17261.2</u>	STA ZP1 BG	4044211171605	10 ST



Test adapter, Length: 70 mm, Pitch size: 3 mm, Colour: Beige

Article number	Article name	GTIN (EAN)	Packaging unit
<u>17262.2</u>	STA ZP3 BG	4044211171612	10 ST

##INVERSE##CONTA-CONNECT



Test adapter, Length: 70 mm, Pitch size: 5 mm, Colour: Beige

Article number	Article name	GTIN (EAN)	Packaging unit
<u>17260.2</u>	STA 5/1 BG	4044211171599	10 ST



Test adapter, Length: 70 mm, Pitch size: 1 mm, Colour: Beige

Article number	Article name	GTIN (EAN)	Packaging unit
<u>17261.2</u>	STA ZP1 BG	4044211171605	10 ST



Test adapter, Length: 70 mm, Pitch size: 3 mm, Colour: Beige


Article number	Article name	GTIN (EAN)	Packaging unit
<u>17262.2</u>	STA ZP3 BG	4044211171612	10 ST



Measurement pick-off terminal, Screw connection, Mounting type: On base, Rated cross-section: 10 mm², Width: 8.3 mm, Colour: Beige

Article number	Article name	GTIN (EAN)	Packaging unit
<u>17122.2</u>	SMAG 10/6 BG	4044211172121	10 ST

##INVERSE##CONTA-CONNECT



Test adapter, Length: 70 mm, Pitch size: 1 mm, Colour: Beige

Article number	Article name	GTIN (EAN)	Packaging unit
<u>17261.2</u>	STA ZP1 BG	4044211171605	10 ST