


Data sheet

1700.2 ZSRK 2,5/2A/15 Ex BG



Ex feed-through terminal ATEX-certified, Tension-spring connection, Mounting type: Mounting rail TS 15/5.5, Rated cross-section: 2.5 mm², Width: 5.1 mm, Colour: Beige

Business data

Article number	1700.2
Article name	ZSRK 2,5/2A/15 Ex BG
GTIN (EAN)	4044211059354
Explosion-proof version (EEx e)	yes
Packaging unit	100
Quantity unit	PC
Weight per piece (not including packaging)	5 g
Weight per piece (including packaging)	5.4 g
Unit of weight	G
Customs number	85369010
Country of origin	DE
Prio-Article	1700.2
Product description	Ex feed-through terminal ATEX-certified

Technical data

Dimensions

Length	40 mm
Width	5.1 mm
Height TS 15/5.5	34 mm

Ratings

Rated voltage	800 V
Rated current	24 A
Rated cross-section	2.5 mm ²
Rated impulse voltage	8 kV
Overvoltage category	III
Contamination degree	3
Maximum power dissipation for nominal condition	0.77 W

Connection data

Connection principle	Tension-spring connection
Connection position	Diagonal
Connections	2
Number of terminals per level	2
Number of levels	1
Wire cross-section single-core (rigid) / stranded, min.	0.5 mm ²
Wire cross-section single core (rigid)/stranded, max.	4 mm ²
Wire cross-section stranded, min.	0.5 mm ²
Wire cross-section stranded, max.	4 mm ²
Wire cross-section stranded with wire-end ferrules, min.	0.5 mm ²
Wire cross-section stranded with wire-end ferrules, max.	2.5 mm ²
Wire cross-section AWG, min.	20
Wire cross-section AWG, max.	12
Stripping length	10 mm

Materials

Insulation housing	Polyamide 6.6
Flammability class UL 94	V-0
Working temperature, min.	-40 °C
Working temperature, max.	120 °C

Data sheet

1700.2 ZSRK 2,5/2A/15 Ex BG



Technical data

Further technical data

Mounting type	TS 15
Gauge plug acc. to EN 60 947-1	A3
Number of cross-connection channels	1
End plate required	✓
Number of test pick-off options	2

Environmental Product Compliance

REACH Candidate Substance Note	No
--------------------------------	----

Approvals

Standards and regulations

ATEX certification number	TÜV ATEX 7093 U
EAC approval	TR ZU 004/2011
EAC approval granted	yes

CSA approval

CSA approval	C22.2 No 158
CSA approval granted	yes
CSA Usegroup C: rated voltage	300 V
CSA Usegroup C: rated current	20 A
CSA wire cross-section AWG, min.	20
CSA wire cross-section AWG, max.	12
CSA stripping length	10 mm

CSAus approval

CSAus approval	UL 1059
CSAus approval granted	yes
CSAus Usegroup C: rated voltage	300 V
CSAus Usegroup C: rated current	20 A
CSAus wire cross-section AWG, min.	20
CSAus wire cross-section AWG, max.	12
CSAus stripping length	10 mm

cUL Recognized

cUL approval	C22.2 No 158
cUL Usegroup B: rated voltage	300 V
cUL Usegroup B: rated current	20 A
cUL Usegroup C: rated voltage	300 V
cUL Usegroup C: rated current	20 A
cUL Usegroup D: rated voltage	300 V
cUL Usegroup D: rated current	20 A
cUL wire cross-section single-core (rigid) AWG, min.	20
cUL wire cross-section single-core (rigid) AWG, max.	12
cUL wire cross-section stranded AWG, min.	20
cUL wire cross-section stranded AWG, max.	12
cUL wire material	Cu
cUL Recognized	1

Approvals

KEMA KEUR approval

KEMA KEUR approval	EN 60947-7-1:2009
KEMA KEUR approval granted	yes
KEMA rated voltage	800 V
KEMA rated current	24 A
KEMA rated impulse voltage	8 kV
KEMA wire cross-section single core (rigid), min.	5 mm ²
KEMA wire cross-section single-core (rigid), max.	4 mm ²
KEMA wire cross-section stranded, min.	5 mm ²
KEMA wire cross-section stranded, max.	4 mm ²

UL Recognized

UL approval	UL 1059
UL Usegroup B: rated voltage	300 V
UL Usegroup B: rated current	20 A
UL Usegroup C: rated voltage	300 V
UL Usegroup C: rated current	20 A
UL Usegroup D: rated voltage	300 V
UL Usegroup D: rated current	20 A
UL wire cross-section single-core (rigid) AWG, min.	20
UL wire cross-section single-core (rigid) AWG, max.	12
UL wire cross-section stranded AWG, min.	20
UL wire cross-section stranded AWG, max.	12
UL wire material	Cu
UL factory wiring	1
UL field wiring	1
UL Recognized	1

Data sheet

1700.2 ZSRK 2,5/2A/15 Ex BG



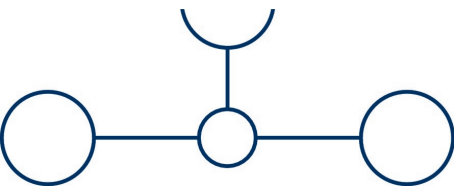


Approvals

DNV GL Approval

DNV GL Location Classes	Temperature: B, Humidity: B, Vibration: A
DNV GL approval granted	1
DNV GL rated cross-section	2.5 mm ²
DNV GL rated current	24 A
DNV GL rated voltage	800 V
DNV GL test standard	IEC 60947-7-1:2009
DNV GL wire cross-section single-core (rigid), max.	4 mm ²
DNV GL wire cross-section stranded, max.	2.5 mm ²

Media



Accessories

End plate



End plate, Width: 1.5 mm, Colour: Beige

Article number	Article name	GTIN (EAN)	Packaging unit
<u>3757.2</u>	ZAP SR BG	4044211060701	50

End stop



End stop, Mounting type: Mounting rail TS 15/5.5, Width: 5 mm, Colour: Beige

Article number	Article name	GTIN (EAN)	Packaging unit
<u>3812.2</u>	ZES 15 BG	4044211080617	50 ST

Test adapter



Test adapter, Pitch size: 5.1 mm, Colour: Beige

Article number	Article name	GTIN (EAN)	Packaging unit
<u>3740.2</u>	ZTA 2,5 BG	4044211060497	10 ST

Insulated cross-connector



Insulated cross-connector, No. of poles: 7, Mounting type: Plug in, Width: 34.6 mm, Rated cross-section: 2.5 mm², Colour: Yellow

Article number	Article name	GTIN (EAN)	Packaging unit
<u>3715.8</u>	ZQI 2,5/7 YE	4044211060336	20



Insulated cross-connector, No. of poles: 2, Mounting type: Plug in, Width: 9.1 mm, Rated cross-section: 2.5 mm², Colour: Yellow

Article number	Article name	GTIN (EAN)	Packaging unit
<u>3710.8</u>	ZQI 2,5/2 YE	4044211060282	50

1700.2 ZSRK 2,5/2A/15 Ex BG

Insulated cross-connector



Insulated cross-connector, No. of poles: 10, Mounting type: Plug in, Width: 49.9 mm, Rated cross-section: 2.5 mm², Colour: Yellow

Article number	Article name	GTIN (EAN)	Packaging unit
<u>3718.8</u>	ZQI 2,5/10 YE	4044211060367	10



Insulated cross-connector, No. of poles: 3, Mounting type: Plug in, Width: 14.2 mm, Rated cross-section: 2.5 mm², Colour: Yellow

Article number	Article name	GTIN (EAN)	Packaging unit
<u>3711.8</u>	ZQI 2,5/3 YE	4044211060299	50



Insulated cross-connector, No. of poles: 5, Mounting type: Plug in, Width: 24.4 mm, Rated cross-section: 2.5 mm², Colour: Yellow

Article number	Article name	GTIN (EAN)	Packaging unit
<u>3713.8</u>	ZQI 2,5/5 YE	4044211060312	20



Insulated cross-connector, No. of poles: 8, Mounting type: Plug in, Width: 39.7 mm, Rated cross-section: 2.5 mm², Colour: Yellow

Article number	Article name	GTIN (EAN)	Packaging unit
<u>3716.8</u>	ZQI 2,5/8 YE	4044211060343	10



Insulated cross-connector, No. of poles: 4, Mounting type: Plug in, Width: 19.3 mm, Rated cross-section: 2.5 mm², Colour: Yellow

Article number	Article name	GTIN (EAN)	Packaging unit
<u>3712.8</u>	ZQI 2,5/4 YE	4044211060305	20



Insulated cross-connector, No. of poles: 6, Mounting type: Plug in, Width: 29.5 mm, Rated cross-section: 2.5 mm², Colour: Yellow

Article number	Article name	GTIN (EAN)	Packaging unit
<u>3714.8</u>	ZQI 2,5/6 YE	4044211060329	20

1700.2 ZSRK 2,5/2A/15 Ex BG

Insulated cross-connector

Insulated cross-connector, No. of poles: 99, Mounting type: Plug in, Width: 500 mm, Rated cross-section: 2.5 mm², Colour: Yellow



Article number	Article name	GTIN (EAN)	Packaging unit
<u>3719.8</u>	ZQI 2,5/0,5 m/99 Pole YE	4044211060374	2

Quick marking



Terminal marker / Pocket Maxicard, Length: 5 mm, Width: 5 mm, Colour: White

Article number	Article name	GTIN (EAN)	Packaging unit
<u>4600.7</u>	PMC SB 5/50 WH	4044211088903	500 ST

Four-way cover



Cover, Length: 6.7 mm, Width: 20.4 mm, Colour: Yellow

Article number	Article name	GTIN (EAN)	Packaging unit
<u>3706.0</u>	ZAD 2,5/4/B YE	4044211060244	20 ST

Reducing sleeves



Reducing sleeve, Width: 51 mm, Pitch size: 5.1 mm, Colour: Grey

Article number	Article name	GTIN (EAN)	Packaging unit
<u>3751.6</u>	ZRH 2,5/0,25-0,5 GR	4044211060602	1000 ST



Reducing sleeve, Width: 51 mm, Pitch size: 5.1 mm, Colour: White

Article number	Article name	GTIN (EAN)	Packaging unit
<u>3750.7</u>	ZRH 2,5/0,13-0,2 WH	4044211060596	1000 ST

Data sheet

1700.2 ZSRK 2,5/2A/15 Ex BG

Reducing sleeves

Reducing sleeve, Width: 51 mm, Pitch size: 5.1 mm, Colour: Black



Article number	Article name	GTIN (EAN)	Packaging unit
3752.4	ZRH 2,5/0,75-1,0 BK	4044211060619	1000 ST