

**SPECIFICATIONS:**

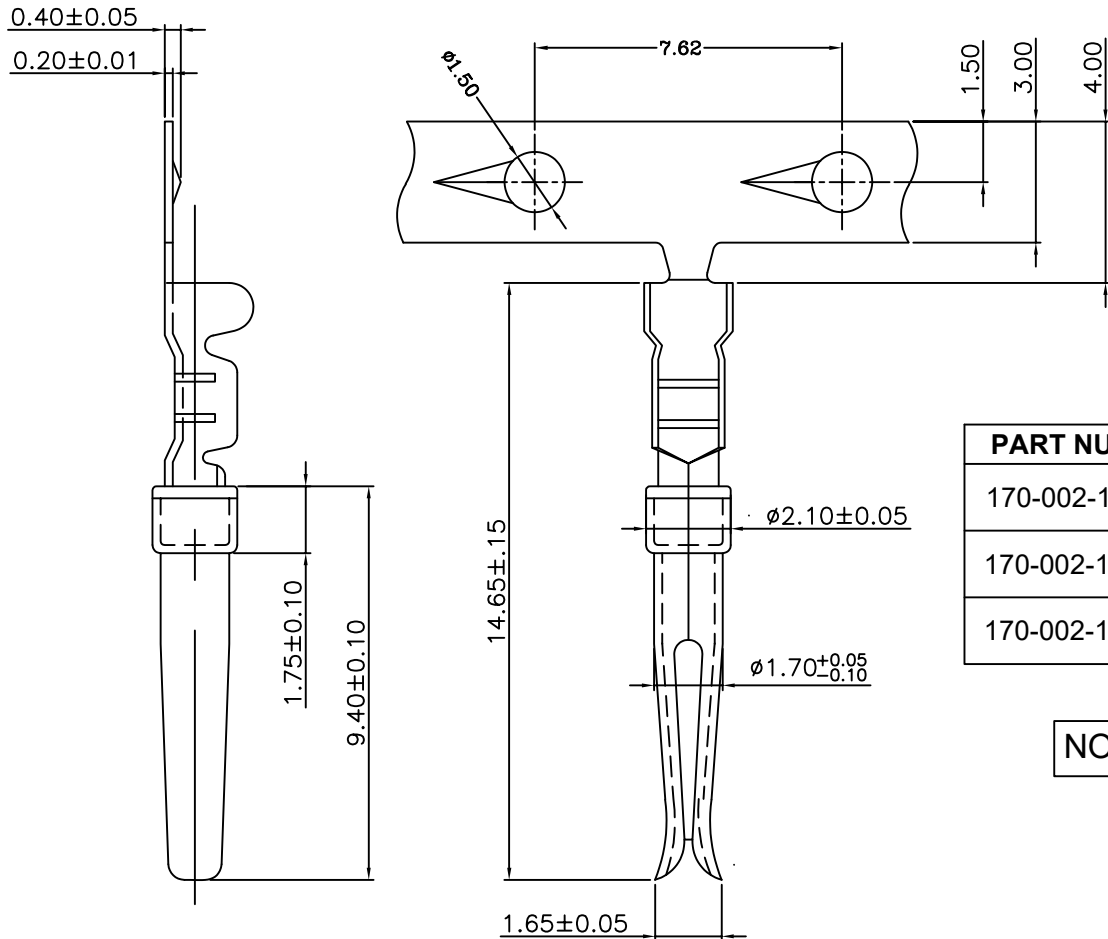
**MATERIALS:**

CONTACT:

BRASS

PLATING:

SEE P/N TABLE BELOW



PART NUMBER	PLATING	WIRE AWG RANGE
170-002-170L001	GOLD FLASH ON MATING AREA // NICKEL ON WIRE CRIMP AREA	20-28 AWG
170-002-170L002	10 $\mu$ " GOLD OVER 50 $\mu$ " NICKEL ENTIRE CONTACT	20-28 AWG
170-002-170L003	30 $\mu$ " GOLD OVER 100 $\mu$ " NICKEL ENTIRE CONTACT	20-28 AWG

NOTE: CONTACTS SUPPLIED ON 10,000/pc REEL

NORCOMP CRIMP TOOL PART NUMBER => 170-701-170-000

RoHS COMPLIANT

UNITS = mm

DO NOT SCALE FROM DRAWING



THESE DRAWINGS AND SPECIFICATIONS ARE THE PROPERTY OF NorComp AND SHALL NOT BE REPRODUCED, COPIED OR USED AS THE BASIS FOR THE MANUFACTURE OR SALE OF APPARATUS WITHOUT WRITTEN PERMISSION.

DRAWN:  
PAM JENKINS

DATE:  
05/28/2002

NorComp

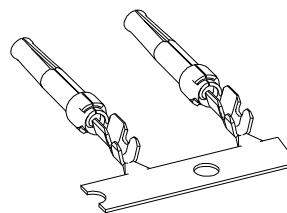
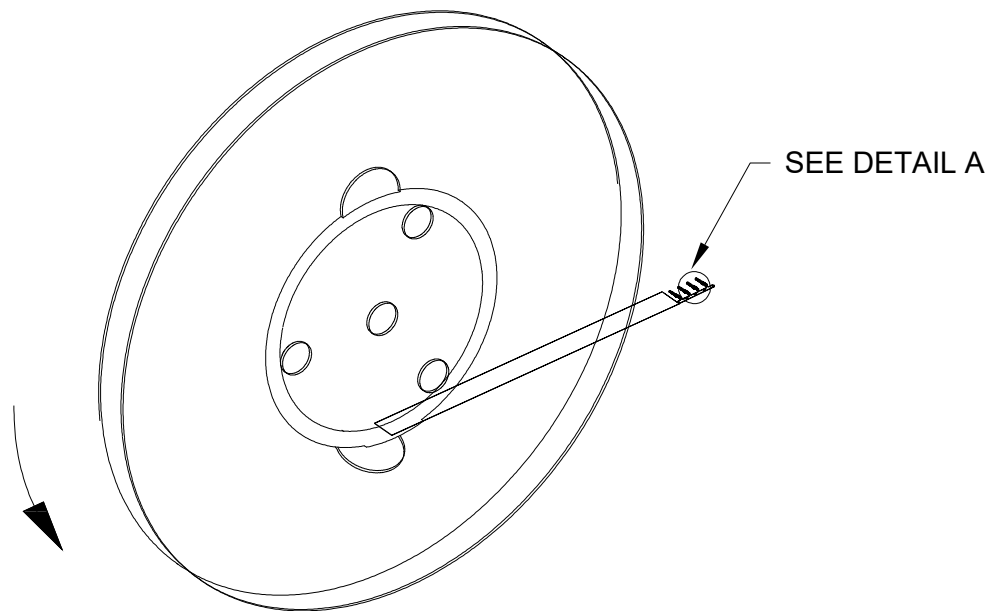
SCALE:  
NTS

SHEET OF  
1 2

REV  
5

DWG NO.

170-002-170L00Y



DETAIL A

RoHS COMPLIANT

DO NOT SCALE FROM DRAWING



THESE DRAWINGS AND SPECIFICATIONS ARE THE PROPERTY OF NorComp AND SHALL NOT BE REPRODUCED, COPIED OR USED AS THE BASIS FOR THE MANUFACTURE OR SALE OF APPARATUS WITHOUT WRITTEN PERMISSION.

DRAWN:  
PAM JENKINS

DATE:  
05/28/2002

NorComp

SCALE:  
NTS

SHEET OF  
2 2

REV  
5

DWG NO. 170-002-170L00Y