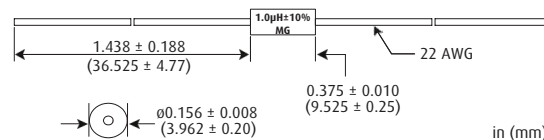



15MG SERIES  
Molded Non-Magnetic Inductor

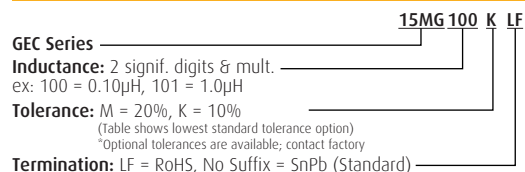


PART NUMBER	L µH	Q MIN	L&Q TEST FREQ MHz	SRF MHz MIN	DCR Ω MAX	CURRENT RATING mA DC
NON-MAGNETIC COIL FORM						
15MG100K	0.10	50	25	550	0.025	2698
15MG120K	0.12	50	25	530	0.028	2549
15MG150K	0.15	50	25	520	0.030	2450
15MG180K	0.18	50	25	475	0.040	2133
15MG220K	0.22	50	25	450	0.055	1900
15MG270K	0.27	45	25	375	0.070	1612
15MG330K	0.33	45	25	360	0.090	1400
15MG390K	0.39	45	25	325	0.100	1349
15MG470K	0.47	45	25	310	0.120	1225
15MG560K	0.56	50	25	280	0.135	1220
15MG680K	0.68	50	25	250	0.150	1100
15MG820K	0.82	50	25	220	0.220	900
15MG101K	1.00	50	25	200	0.290	830
15MG121K	1.20	33	7.9	180	0.420	650
15MG151K	1.50	33	7.9	160	0.500	600
15MG181K	1.80	33	7.9	150	0.650	525
15MG221K	2.20	33	7.9	135	0.950	435
15MG271K	2.70	33	7.9	120	1.20	385
15MG331K	3.30	33	7.9	110	2.00	300
15MG391K	3.90	33	7.9	100	2.30	280
15MG471K	4.70	33	7.9	90	2.60	260

NOTES

- **Operating Temperature Range:** -55°C to +125°C
- **Current Rating** is based on a 35°C temperature rise at an ambient temperature of 90°C
- **Relative Permeability:** ≤1.00003
- **Weight MAX:** 0.65 grams
- **Marking:** Inductance with units and tolerance; MG (see diagram above)
- Medical Grade
- Used in imaging equipment where non-magnetic inductors are required
- Epoxy-encapsulated for environmental protection and superior strength to withstand all types of reflow soldering
- Custom designs are available to meet your specific requirements; please contact factory

PART NUMBER DERIVATION



TAPE AND REEL SPECS:

Pieces/reel maximum:	2500
Pitch between parts:	0.200 in.
Tape width:	2.062 in.
Reel diameter:	12 in.
Class:	1