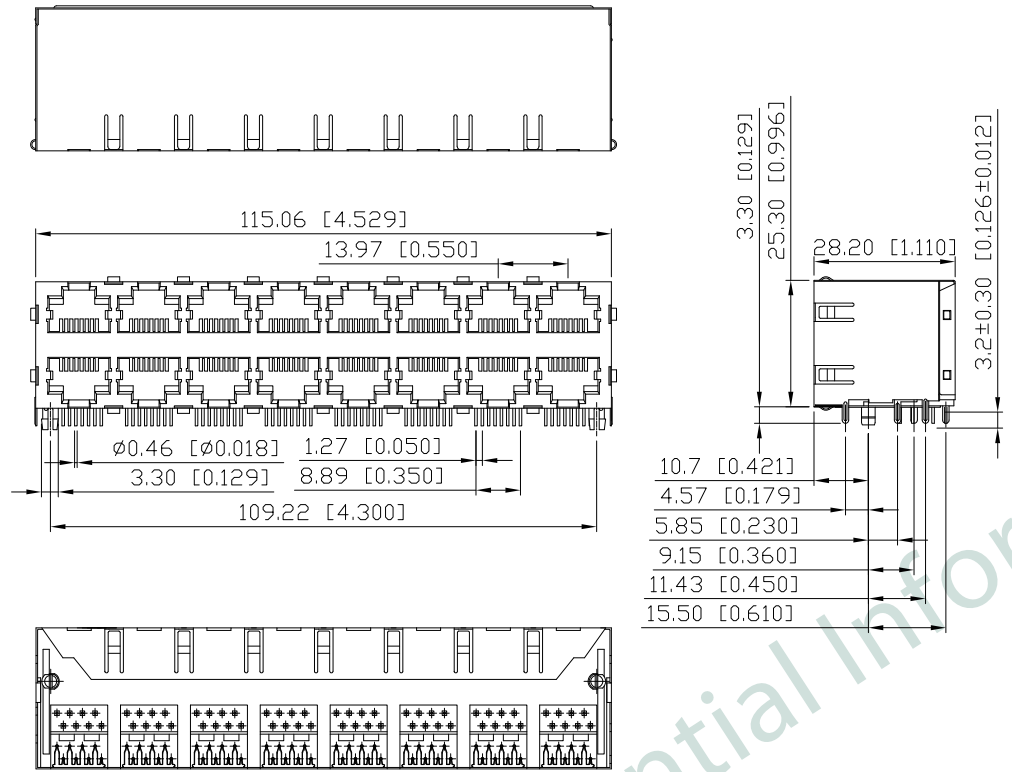


1. MECHANICAL DIMENSIONS :

REV.	DATE	DESCRIPTION
01	Mar. 07, '19	1st RELEASE

RoHS Compliant

- NOTES:
- MATERIAL:
HOUSING: HIGH THERMOPLASTIC, UL94V-0, BLACK
CONTACTS: $\phi=0.46$ mm PHOS-BRONZE,
GOLD FLASHPLATING ON CONTACT AREA,
NICKEL UNDERPLATING OVERALL
WELDING POST: COPPER ALLOY, NICKEL PLATING
SHIELD: T=0.20mm COPPER ALLOY, NICKEL PLATING
 - OPERATING TEMPERATURE: $-40^{\circ}\text{C}\sim+85^{\circ}\text{C}$
 - INSERTION FORCE: 4 POUNDS MAX.
EXTRACTION FORCE: 4 POUNDS MAX.
 - DURABILITY: 750 MATING CYCLED MIN.
 - CAVITY CONFORMS TO FCC RULES AND REGULATIONS PART 68,
SUBPART F.
 - UNSPECIFIED TOLERANCE: .XX ± 0.25 [0.010]
.X ± 0.30 [0.012]



RECOMMENDED
PANEL CUTOUT DIMENSION

PART NO		KRD-S-28-8-8-0-GGE-XXX		
TITLE	RJ45 2X8 8P8C, W/O LED, SHIELDED, STACKED TYPE			
REV : 01				
UNIT	DRAWN	CHKD	DATE	SHEET
mm[inch]	CINDY	VINCENT	Mar. 07, '19	1 of 3

2. PCB LAYOUT :

A

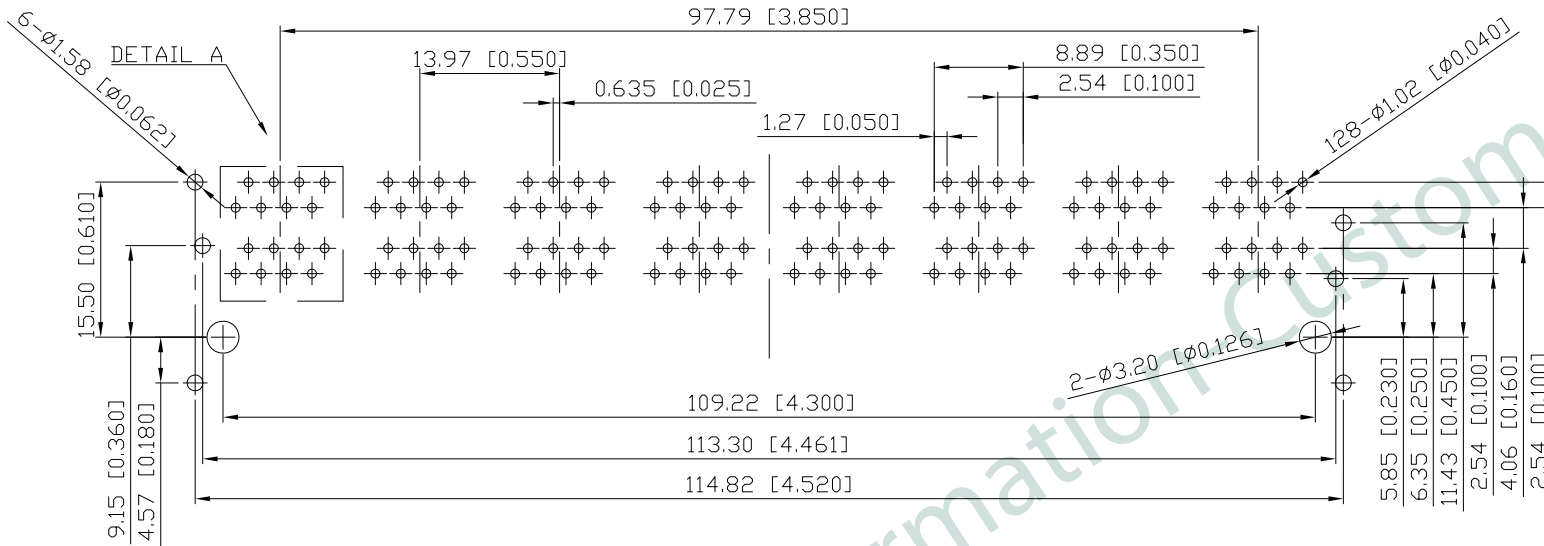
B

C

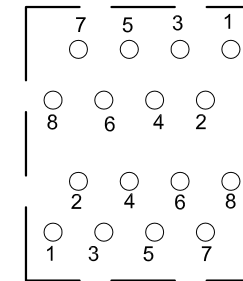
D

E

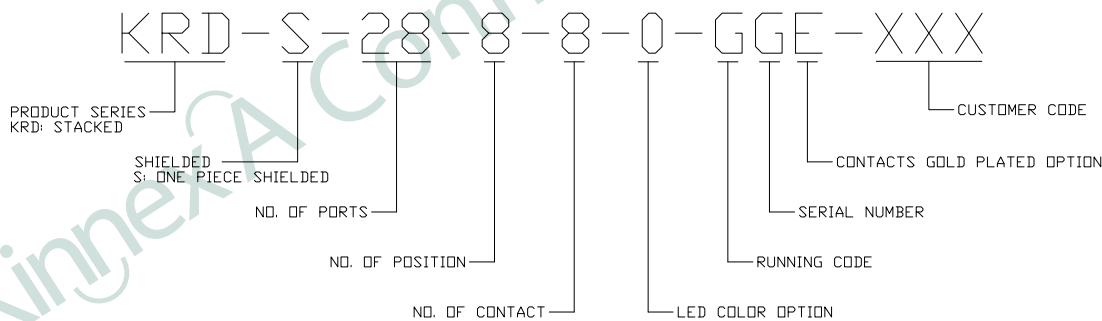
F



SUGGESTED PCB LAYOUT
(TOP VIEW) SCALE: 2:1
DIMENSIONAL TOLERANCE: .XX ±0.08[0.003]

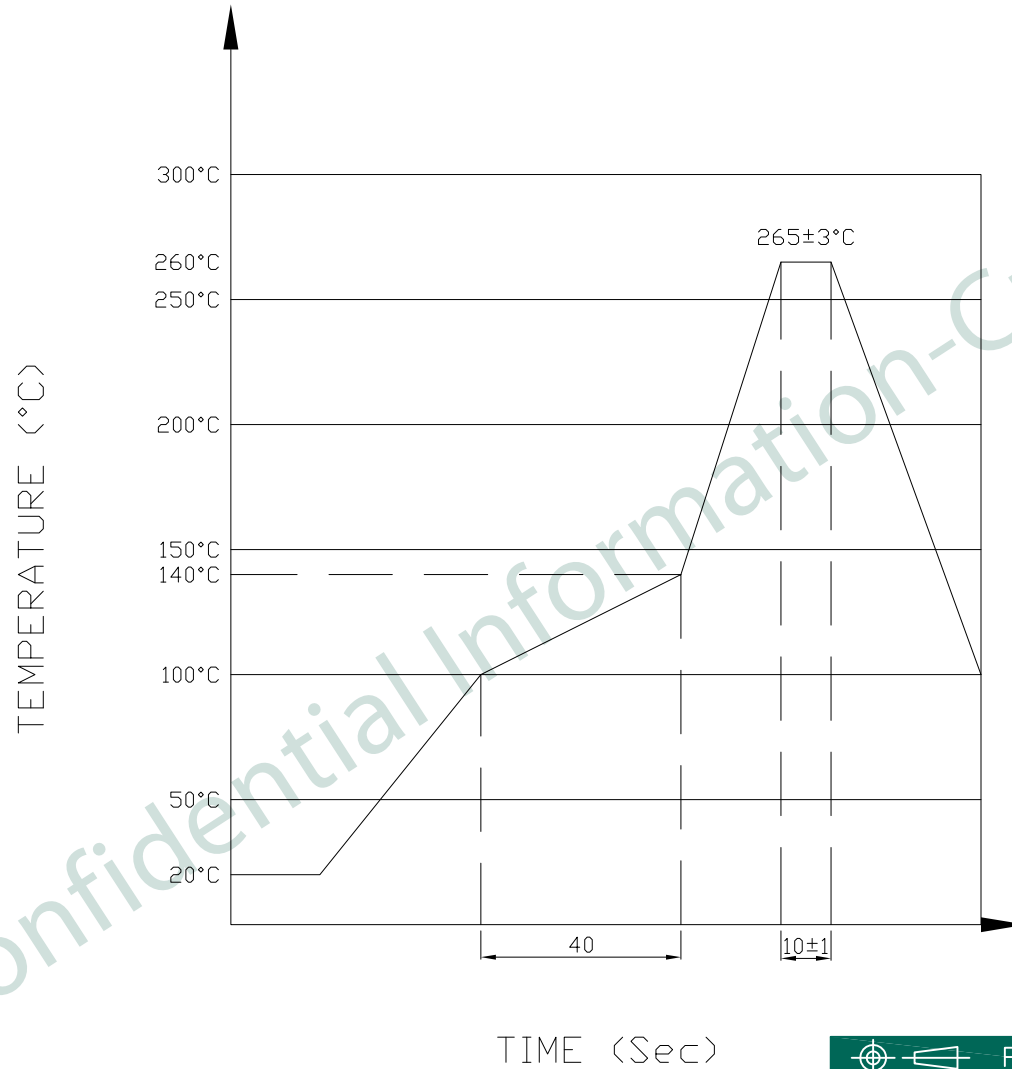


DETAIL A
SCALE: 2:1



PART NO KRD-S-28-8-8-0-GGE-XXX				
TITLE	RJ45 2X8 8P8C, W/D LED, SHIELDED, STACKED TYPE			
REV : 01				
UNIT	DRAWN	CHKD	DATE	SHEET
mm[inch]	CINDY	VINCENT	Mar. 07, '19	2 of 3

3. PROFILE OF WAVE SOLDER :



The measuring point for the specified temperature shall be on the soldered part of the lead

PART NO KRD-S-28-8-8-0-GGE-XXX				
TITLE	RJ45 2X8 8P8C, W/D LED, SHIELDED, STACKED TYPE			
REV : 01				
UNIT	DRAWN	CHKD	DATE	SHEET
mm[inch]	CINDY	VINCENT	Mar. 07, '19	3 of 3