


# Data sheet

## 1532.5 RK 16/35/N/Z/IS BU



Feed-through terminal, Screw connection, Mounting type: Mounting rail TS 35/7.5, Rated cross-section: 16 mm², Width: 12 mm, Colour: Blue

**RAL:** Ähnlich 5005

### Business data

Article number	1532.5
Article name	RK 16/35/N/Z/IS BU
GTIN (EAN)	4044211047146
Packaging unit	50
Quantity unit	PC
Weight per piece (not including packaging)	27.1 g
Weight per piece (including packaging)	28.64 g
Unit of weight	G
Customs number	85369010
Country of origin	DE
Prio-Article	1532.2
Product description	Feed-through terminal

### Technical data

#### Dimensions

Length	54 mm
Width	12 mm
Height TS 35/7.5	47 mm

#### Ratings

Rated voltage	800 V
Rated current	76 A
Rated cross-section	16 mm <sup>2</sup>
Rated impulse voltage	8 kV
Overvoltage category	III
Contamination degree	3
Maximum power dissipation for nominal condition	2.43 W

#### Connection data

Connection principle	Screw connection
Connection position	Lateral
Connections	2
Number of terminals per level	2
Number of levels	1
Wire cross-section single-core (rigid) / stranded, min.	2.5 mm <sup>2</sup>
Wire cross-section single core (rigid)/stranded, max.	25 mm <sup>2</sup>
Wire cross-section stranded, min.	2.5 mm <sup>2</sup>
Wire cross-section stranded, max.	16 mm <sup>2</sup>
Wire cross-section stranded with wire-end ferrules, min.	2.5 mm <sup>2</sup>
Wire cross-section stranded with wire-end ferrules, max.	16 mm <sup>2</sup>
Wire cross-section AWG, min.	10
Wire cross-section AWG, max.	6
Stripping length	15 mm
Screw head	Inner hex (Allen)
Screw threading	M 5
Tightening torque, min.	2 Nm
Tightening torque, max.	4 Nm

### Technical data

#### Materials

Insulation housing	Polyamide 6.6
Flammability class UL 94	V-2
Working temperature, min.	-40 °C
Working temperature, max.	105 °C

#### Further technical data

Mounting type	Mounting rail TS 35/7,5
Gauge plug acc. to EN 60 947-1	B7
Number of cross-connection channels	1

#### Environmental Product Compliance

REACH Conform	Yes
REACH Reference date	2023-06-14
REACH Candidate Substance Note	No
RoHS Conform	Yes

### Approvals

#### Standards and regulations

EAC approval	TR ZU 004/2011
EAC approval granted	yes

#### CSA approval

CSA approval	C22.2 No 158
CSA approval granted	yes
CSA Usegroup C: rated voltage	600 V
CSA Usegroup C: rated current	85 A
CSA wire cross-section AWG, min.	12
CSA wire cross-section AWG, max.	4
CSA stripping length	15 mm
CSA File Number	042110_0_000

#### CSAus approval

CSAus approval	UL 1059
CSAus approval granted	yes
CSAus Usegroup C: rated voltage	600 V
CSAus Usegroup C: rated current	85 A
CSAus wire cross-section AWG, min.	12
CSAus wire cross-section AWG, max.	4
CSAus stripping length	15 mm
CSAus File Number	042110_0_000

#### cUL Recognized

cUL approval	C22.2 No 158
cUL Usegroup C: rated voltage	600 V
cUL Usegroup C: rated current	85 A
cUL wire cross-section single-core (rigid) AWG, min.	10
cUL wire cross-section single-core (rigid) AWG, max.	4
cUL wire cross-section stranded AWG, min.	10
cUL wire cross-section stranded AWG, max.	4
cUL torque	20 Nm
cUL wire material	Cu
cUL File Number	E95701
cUL Recognized	1

### Approvals

#### KEMA KEUR approval

KEMA KEUR approval	EN 60947-7-1:2009
KEMA KEUR approval granted	yes
KEMA rated voltage	800 V
KEMA rated current	76 A
KEMA rated impulse voltage	8 kV
KEMA wire cross-section single core (rigid), min.	2.5 mm <sup>2</sup>
KEMA wire cross-section single-core (rigid), max.	25 mm <sup>2</sup>
KEMA wire cross-section stranded, min.	2.5 mm <sup>2</sup>
KEMA wire cross-section stranded, max.	16 mm <sup>2</sup>

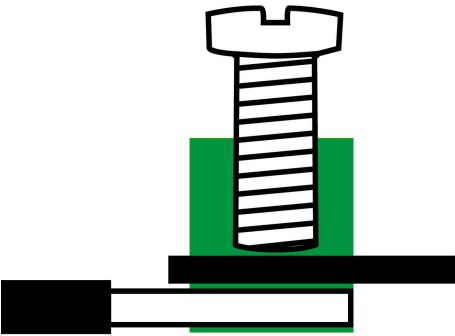
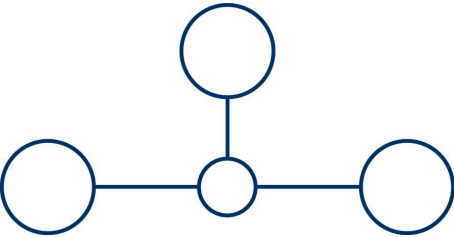

#### UL Recognized

UL approval	UL 1059
UL Usegroup C: rated voltage	600 V
UL Usegroup C: rated current	85 A
UL wire cross-section single-core (rigid) AWG, min.	10
UL wire cross-section single-core (rigid) AWG, max.	4
UL wire cross-section stranded AWG, min.	10
UL wire cross-section stranded AWG, max.	4
UL torque	20 Lb In
UL wire material	Cu
UL factory wiring	1
UL field wiring	1
UL File Number	E95701
UL Recognized	1

#### German Lloyd approval

DNV GL Certificate number	TAE000014T
DNV GL Location Classes	Temperature: B, Humidity: B, Vibration: A
DNV GL approval granted	1
DNV GL rated cross-section	16 mm <sup>2</sup>
DNV GL rated current	76 A
DNV GL rated voltage	800 V
DNV GL test standard	IEC 60947-7-1:2002

Media



### Accessories

#### Cover



Cover, Length: 26.5 mm, Width: 12 mm, Colour: White


Article number	Article name	GTIN (EAN)	Packaging unit
<u>2967.0</u>	AD 1/12/N WH	4044211056964	20 ST



Cover, Length: 26.5 mm, Width: 12 mm, Colour: Yellow

Article number	Article name	GTIN (EAN)	Packaging unit
<u>2955.0</u>	AD 1/12/N/B YE	4044211056834	20 ST

#### End stop



End stop, Mounting type: Mounting rail TS 35/7.5, Width: 9.5 mm, Colour: Beige

Article number	Article name	GTIN (EAN)	Packaging unit
<u>2828.0</u>	ES 35/K/ST BG	4044211055547	50

#### Cross-connector



Cross-connector, No. of poles: 2, Mounting type: Can be screwed on, Width: 20.1 mm, Rated cross-section: 16 mm<sup>2</sup>, Colour: natural

Article number	Article name	GTIN (EAN)	Packaging unit
<u>2257.0</u>	Q 2	4044211050702	20 ST



Cross-connector, No. of poles: 10, Mounting type: Can be screwed on, Width: 115.3 mm, Rated cross-section: 16 mm<sup>2</sup>, Colour: natural

Article number	Article name	GTIN (EAN)	Packaging unit
<u>2266.0</u>	Q 10	4044211050757	10 ST

## 1532.5 RK 16/35/N/Z/IS BU

### Cross-connector



Cross-connector, No. of poles: 3, Mounting type: Can be screwed on, Width: 32 mm, Rated cross-section: 16 mm<sup>2</sup>, Colour: natural

Article number	Article name	GTIN (EAN)	Packaging unit
<u>2258.0</u>	Q 3	4044211050719	20 ST



Cross-connector, No. of poles: 4, Mounting type: Can be screwed on, Width: 43.9 mm, Rated cross-section: 16 mm<sup>2</sup>, Colour: natural

Article number	Article name	GTIN (EAN)	Packaging unit
<u>2265.0</u>	Q 4	4044211050740	10 ST

### Quick marking



Terminal marker / Pocket Maxicard, Length: 5 mm, Width: 6 mm, Colour: White

Article number	Article name	GTIN (EAN)	Packaging unit
<u>4702.7</u>	PMC SB 6/50 WH	4044211089986	500 ST