


# Data sheet

## 1492.2 RK 16/IS BG



Feed-through terminal, Screw connection, Mounting type:Mounting rail TS 35/7.5 and TS 32, Rated cross-section: 16 mm², Width: 12 mm, Colour: Beige

### Business data

Article number	1492.2
Article name	RK 16/IS BG
GTIN (EAN)	4044211045234
Packaging unit	50
Quantity unit	PC
Weight per piece (not including packaging)	28 g
Weight per piece (including packaging)	29.68 g
Unit of weight	G
Customs number	85369010
Country of origin	DE
Prio-Article	1492.2
Product description	Feed-through terminal

# Data sheet

## 1492.2 RK 16/IS BG

### Technical data

#### Dimensions

Length	50 mm
Width	12 mm
Height TS 35/7.5	58.5 mm
Height TS 32	63 mm

#### Ratings

Rated voltage	800 V
Rated current	76 A
Rated cross-section	16 mm <sup>2</sup>
Rated impulse voltage	8 kV
Overvoltage category	III
Contamination degree	3
Maximum power dissipation for nominal condition	2.43 W

#### Connection data

Connection principle	Screw connection
Connection position	Lateral
Connections	2
Number of terminals per level	2
Number of levels	1
Wire cross-section single-core (rigid) / stranded, min.	2.5 mm <sup>2</sup>
Wire cross-section single core (rigid)/stranded, max.	25 mm <sup>2</sup>
Wire cross-section stranded, min.	70 mm <sup>2</sup>
Wire cross-section stranded, max.	240 mm <sup>2</sup>
Wire cross-section stranded with wire-end ferrules, min.	2.5 mm <sup>2</sup>
Wire cross-section stranded with wire-end ferrules, max.	16 mm <sup>2</sup>
Wire cross-section AWG, min.	10
Wire cross-section AWG, max.	6
Stripping length	15 mm
Screw head	Inner hex (Allen)
Screw threading	M 5
Tightening torque, min.	2 Nm
Tightening torque, max.	4 Nm

# Data sheet

## 1492.2 RK 16/IS BG

### Technical data

#### Materials

Insulation housing	Polyamide 6.6
Flammability class UL 94	V-2
Working temperature, min.	-40 °C
Working temperature, max.	105 °C

#### Further technical data

Mounting type	Mounting rail TS 35/7.5 and TS 32
Gauge plug acc. to EN 60 947-1	B7
Number of cross-connection channels	1
End plate required	✓

#### Environmental Product Compliance

REACH Conform	Yes
REACH Reference date	2023-06-14
REACH Candidate Substance Note	No
RoHS Conform	Yes

# Data sheet

## 1492.2 RK 16/IS BG

### Approvals

#### Standards and regulations

EAC approval	TR ZU 004/2011
EAC approval granted	yes

#### CSA approval

CSA approval	C22.2 No 158
CSA approval granted	yes
CSA Usegroup C: rated voltage	600 V
CSA Usegroup C: rated current	70 A
CSA wire cross-section AWG, min.	10
CSA wire cross-section AWG, max.	6
CSA stripping length	15 mm
CSA torque, max.	4 Nm
CSA torque, min.	2 Nm
CSA File Number	042110_0_000

#### KEMA KEUR approval

KEMA KEUR approval	EN 60947-7-1:2009
KEMA KEUR approval granted	yes
KEMA rated voltage	800 V
KEMA rated current	76 A
KEMA rated impulse voltage	8 kV
KEMA wire cross-section single core (rigid), min.	2.5 mm <sup>2</sup>
KEMA wire cross-section single-core (rigid), max.	25 mm <sup>2</sup>
KEMA wire cross-section stranded, min.	2.5 mm <sup>2</sup>
KEMA wire cross-section stranded, max.	16 mm <sup>2</sup>

# Data sheet

## 1492.2 RK 16/IS BG

### Approvals

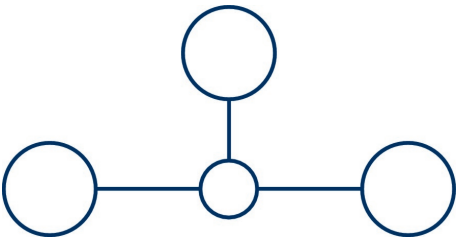
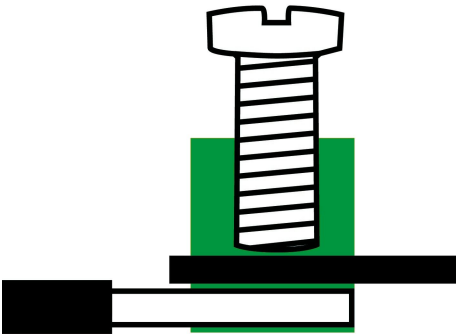


#### UL Recognized

UL approval	UL 1059
UL Usegroup C: rated voltage	600 V
UL Usegroup C: rated current	65 A
UL wire cross-section single-core (rigid) AWG, min.	10
UL wire cross-section single-core (rigid) AWG, max.	6
UL wire cross-section stranded AWG, min.	10
UL wire cross-section stranded AWG, max.	6
UL torque	10.5 Lb In
UL wire material	Cu
UL factory wiring	1
UL field wiring	1
UL File Number	E95701
UL Recognized	1

#### German Lloyd approval

DNV GL Certificate number	TAE000014T
DNV GL Location Classes	Temperature: B, Humidity: B, Vibration: A
DNV GL approval granted	1
DNV GL rated cross-section	16 mm <sup>2</sup>
DNV GL rated current	82 A
DNV GL rated voltage	750 V
DNV GL test standard	IEC 60947-7-1:2002

Media



### Accessories

#### Cover



Cover, Length: 30 mm, Width: 10.7 mm, Colour: Yellow


Article number	Article name	GTIN (EAN)	Packaging unit
<u>2819.0</u>	AD 1/12/B YE	4044211055455	20 ST



Cover, Length: 26.5 mm, Width: 12 mm, Colour: White

Article number	Article name	GTIN (EAN)	Packaging unit
<u>2969.0</u>	AD 1/12 WH	4044211056988	20 ST


#### End plate



End plate, Width: 1.5 mm, Colour: Beige

Article number	Article name	GTIN (EAN)	Packaging unit
<u>2104.2</u>	AP 16 BG	4044211049164	20


#### End stop



End stop, Mounting type: Mounting rail TS 35/7.5, Width: 9.5 mm, Colour: Beige

Article number	Article name	GTIN (EAN)	Packaging unit
<u>2828.0</u>	ES 35/K/ST BG	4044211055547	50

#### Cross-connector




Cross-connector, No. of poles: 3, Mounting type: Can be screwed on, Width: 32 mm, Rated cross-section: 16 mm², Colour: natural

Article number	Article name	GTIN (EAN)	Packaging unit
<u>2113.0</u>	Q 3	4044211049270	20 ST

# Data sheet

## 1492.2 RK 16/IS BG

### Cross-connector



Cross-connector, No. of poles: 2, Mounting type: Can be screwed on, Width: 20.1 mm, Rated cross-section: 16 mm<sup>2</sup>, Colour: natural

Article number	Article name	GTIN (EAN)	Packaging unit
<u>2112.0</u>	Q 2	4044211049263	20 ST



Cross-connector, No. of poles: 10, Mounting type: Can be screwed on, Width: 115.3 mm, Rated cross-section: 16 mm<sup>2</sup>, Colour: natural


Article number	Article name	GTIN (EAN)	Packaging unit
<u>2115.0</u>	Q 10	4044211049294	10 ST



Cross-connector, No. of poles: 4, Mounting type: Can be screwed on, Width: 43.9 mm, Rated cross-section: 16 mm<sup>2</sup>, Colour: natural

Article number	Article name	GTIN (EAN)	Packaging unit
<u>2114.0</u>	Q 4	4044211049287	10 ST


### Quick marking



Terminal marker / Pocket Maxicard, Length: 5 mm, Width: 6 mm, Colour: White

Article number	Article name	GTIN (EAN)	Packaging unit
<u>4702.7</u>	PMC SB 6/50 WH	4044211089986	500 ST

### Partition plate



Partition plate, Width: 1.5 mm, Colour: Beige

Article number	Article name	GTIN (EAN)	Packaging unit
<u>2105.2</u>	TW 16 BG	4044211049195	20