

ANGELETTE-S-PLAIN

~10° spot beam. Clean appearance with no additional attachment interface.

SPECIFICATION:


Dimensions	Ø 110.0 mm
Height	57.3 mm
Fastening	socket
ROHS compliant	yes ⓘ

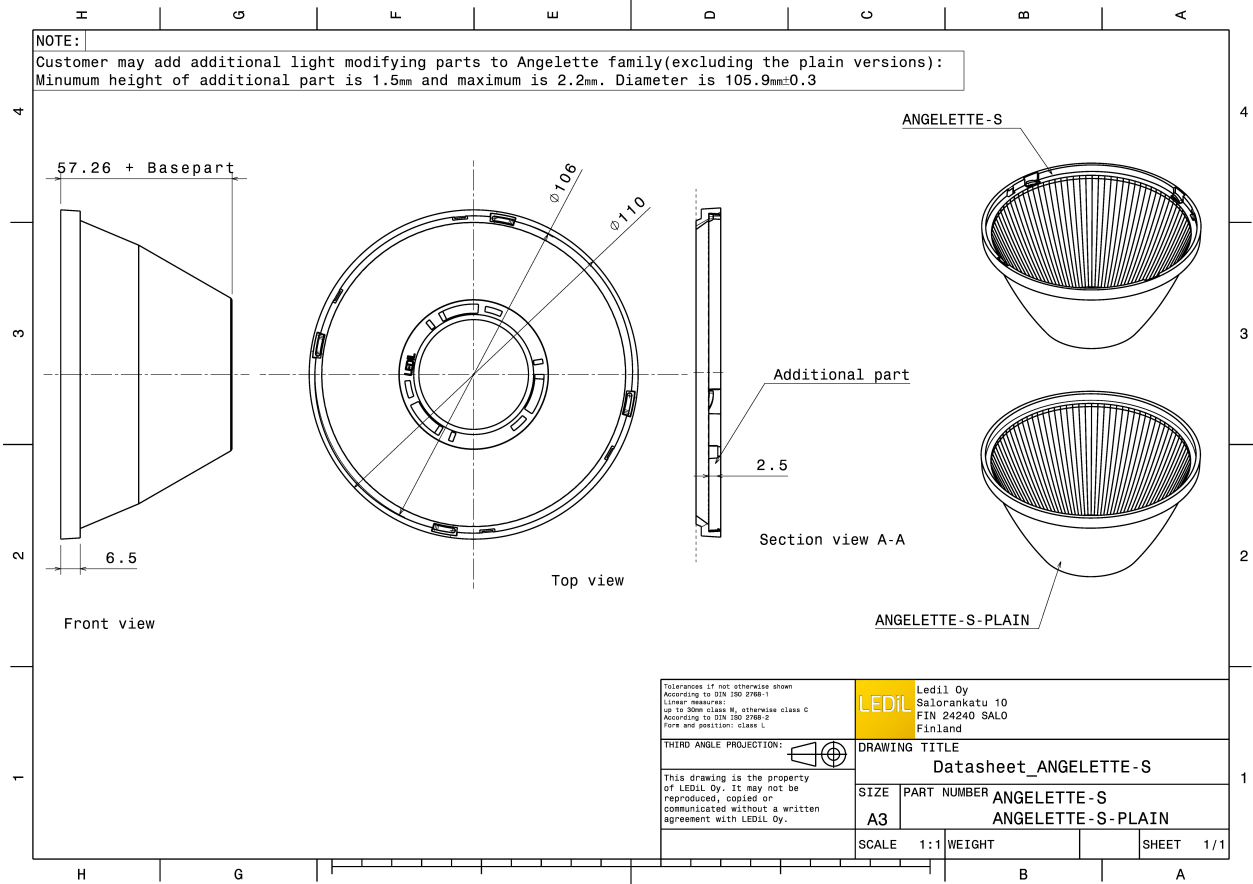
MATERIALS:

Component	Type	Material	Colour	Finish	Coating
ANGELETTE-S-PLAIN	Reflector	PC	metal		

ORDERING INFORMATION:



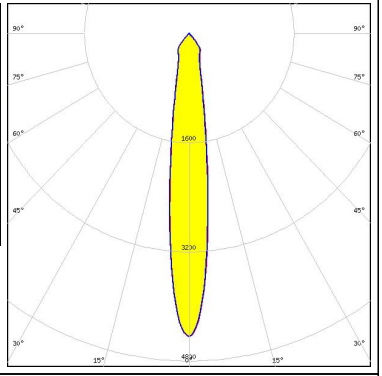


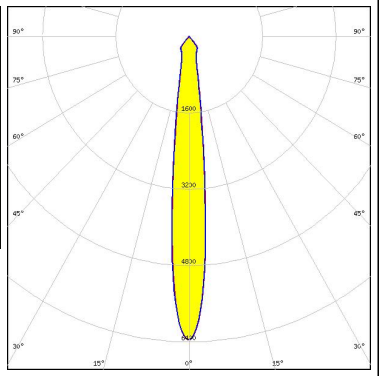


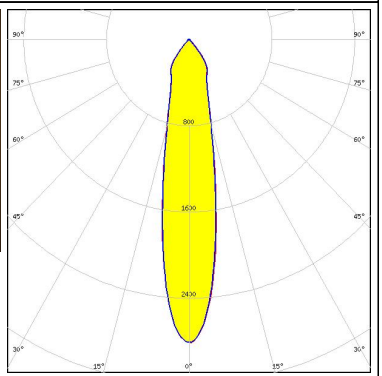


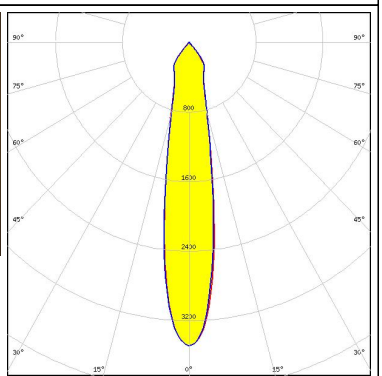
Component	Qty in box	MOQ	MPQ	Box weight (kg)
F14619_ANGELETTE-S-PLAIN » Box size: 398 x 298 x 265 mm	180	90	45	7.7




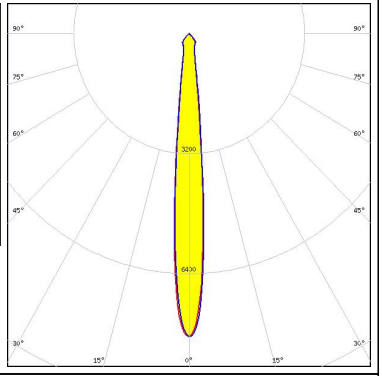

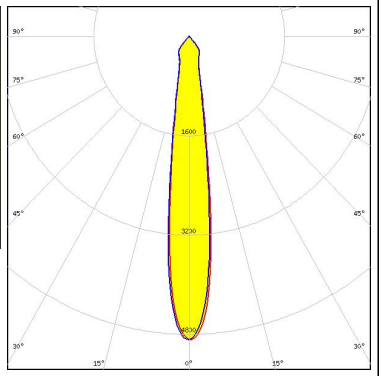

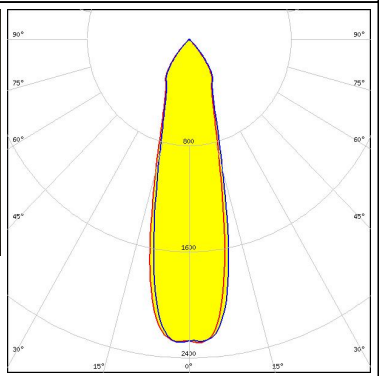

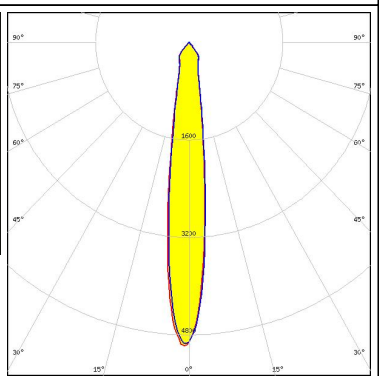


See also our general installation guide: www.ledil.com/installation_guide



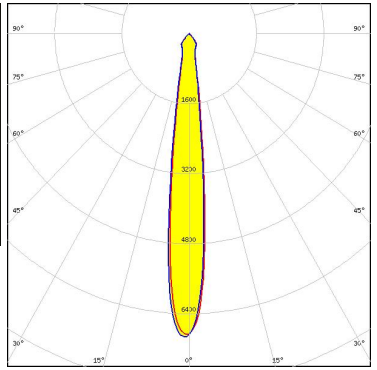


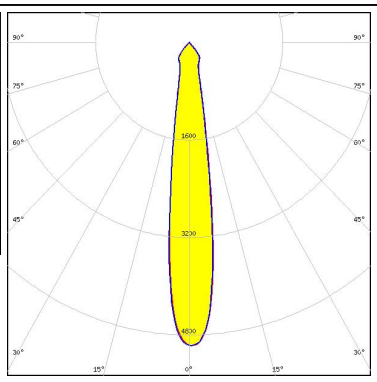


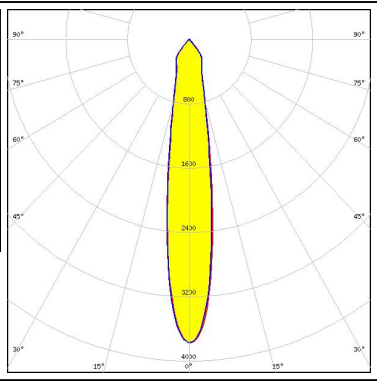


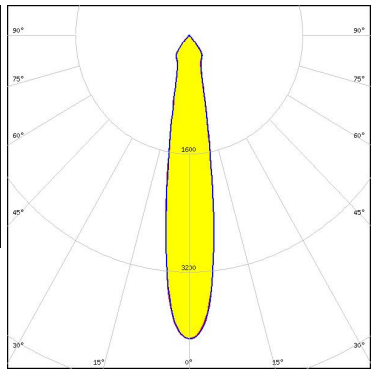
OPTICAL RESULTS (MEASURED):

<p></p> <p>LED V13 Gen7 FWHM / FWTM 15.0° / 43.0° Efficiency 87 % Peak intensity 4.5 cd/lm LEDs/each optic 1 Light colour White</p> <p>Required components: F13671_ANGE-RZ-LENS TE Connectivity: 2213254-2 + OPTIC CLIP Z50 TYPE1 2213194-1</p>		
<p></p> <p>LED V13 Gen7 FWHM / FWTM 13.0° / 31.0° Efficiency 91 % Peak intensity 6.4 cd/lm LEDs/each optic 1 Light colour White</p> <p>Required components: TE Connectivity: 2213254-2 + OPTIC CLIP Z50 TYPE1 2213194-1</p>		
<p></p> <p>LED V22 Gen6 FWHM / FWTM 21.0° / 71.0° Efficiency 85 % Peak intensity 2.8 cd/lm LEDs/each optic 1 Light colour White</p> <p>Required components: F13671_ANGE-RZ-LENS IDEAL: 50-2204-CT + 50-2100AN</p>		
<p></p> <p>LED V22 Gen6 FWHM / FWTM 19.0° / 64.0° Efficiency 90 % Peak intensity 3.5 cd/lm LEDs/each optic 1 Light colour White</p> <p>Required components: IDEAL: 50-2204-CT + 50-2100AN</p>		



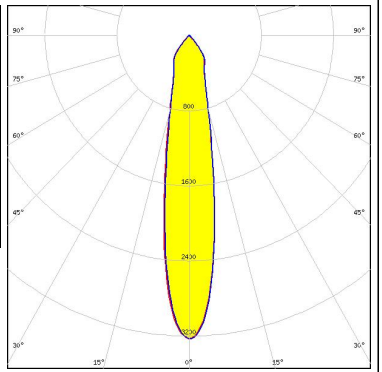

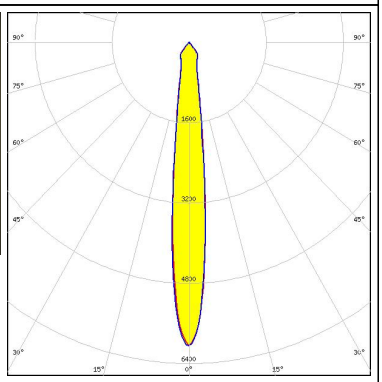

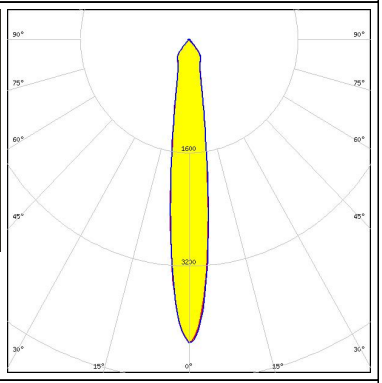

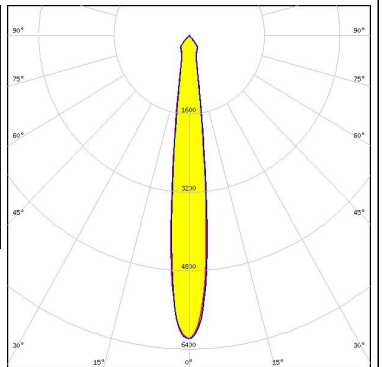
OPTICAL RESULTS (MEASURED):

<p>bridgelux.</p> <p>LED VERO13</p> <p>FWHM / FWTM 11.0° / 25.0°</p> <p>Efficiency 90 %</p> <p>Peak intensity 8.1 cd/m</p> <p>LEDs/each optic 1</p> <p>Light colour White</p> <p>Required components: C13658_CLAMP-VERO13-18</p>		
<p>bridgelux.</p> <p>LED VERO18</p> <p>FWHM / FWTM 15.0° / 38.0°</p> <p>Efficiency 90 %</p> <p>Peak intensity 4.9 cd/m</p> <p>LEDs/each optic 1</p> <p>Light colour White</p> <p>Required components: C13658_CLAMP-VERO13-18</p>		
<p>bridgelux.</p> <p>LED VERO29</p> <p>FWHM / FWTM 27.0° / 76.0°</p> <p>Efficiency 90 %</p> <p>Peak intensity 2.3 cd/m</p> <p>LEDs/each optic 1</p> <p>Light colour White</p> <p>Required components: C13584_CLAMP-VERO29</p>		
<p>bridgelux.</p> <p>LED Vesta TW 15mm DP</p> <p>FWHM / FWTM 14.0° / 38.0°</p> <p>Efficiency 87 %</p> <p>Peak intensity 5 cd/m</p> <p>LEDs/each optic 1</p> <p>Light colour Tunable White</p> <p>Required components: C13658_CLAMP-VERO13-18 F13671_ANGE-RZ-LENS Bender Wirth: 482 Typ L2</p>		

OPTICAL RESULTS (MEASURED):

<p></p> <p>LED Vesta TW 15mm DP FWHM / FWTM 13.0° / 28.0° Efficiency 92 % Peak intensity 6.9 cd/m LEDs/each optic 1 Light colour Tunable White</p> <p>Required components: C13658_CLAMP-VERO13-18 Bender Wirth: 482 Typ L2</p>		
<p></p> <p>LED Vesta TW 18mm (31W) DP FWHM / FWTM 16.0° / 38.0° Efficiency 92 % Peak intensity 5 cd/m LEDs/each optic 1 Light colour Tunable White</p> <p>Required components: C13584_CLAMP-VERO29 Bender Wirth: 483 Typ L3</p>		
<p></p> <p>LED Vesta TW 18mm (31W) DP FWHM / FWTM 17.0° / 51.0° Efficiency 87 % Peak intensity 3.8 cd/m LEDs/each optic 1 Light colour Tunable White</p> <p>Required components: C13584_CLAMP-VERO29 F13671_ANGE-RZ-LENS Bender Wirth: 483 Typ L3</p>		
<p></p> <p>LED Vesta TW 22mm DP FWHM / FWTM 18.0° / 47.0° Efficiency 92 % Peak intensity 4.1 cd/m LEDs/each optic 1 Light colour Tunable White</p> <p>Required components: C13584_CLAMP-VERO29 Bender Wirth: 494 Typ L3</p>		

OPTICAL RESULTS (MEASURED):

<p></p> <p>LED Vesta TW 22mm DP FWHM / FWTM 20.0° / 64.0° Efficiency 87 % Peak intensity 3.2 cd/lm LEDs/each optic 1 Light colour Tunable White</p> <p>Required components: C13584_CLAMP-VERO29 F13671_ANGE-RZ-LENS Bender Wirth: 494 Typ L3</p>		
<p>CITIZEN</p> <p>LED CLL03x/CLU03x FWHM / FWTM 13.0° / 33.0° Efficiency 89 % Peak intensity 6 cd/lm LEDs/each optic 1 Light colour White</p> <p>Required components: IDEAL: 50-2103CT + 50-2100AN</p>		
<p>CITIZEN</p> <p>LED CLL03x/CLU03x FWHM / FWTM 15.0° / 44.0° Efficiency 85 % Peak intensity 4.3 cd/lm LEDs/each optic 1 Light colour White</p> <p>Required components: F13671_ANGE-RZ-LENS IDEAL: 50-2103CT + 50-2100AN</p>		
<p>CITIZEN</p> <p>LED CLL03x/CLU03x FWHM / FWTM 13.0° / 31.0° Efficiency 90 % Peak intensity 6.2 cd/lm LEDs/each optic 1 Light colour White</p> <p>Required components: TE Connectivity: 2213254-2 + OPTIC CLIP Z50 TYPE1 2213194-1</p>		

OPTICAL RESULTS (MEASURED):

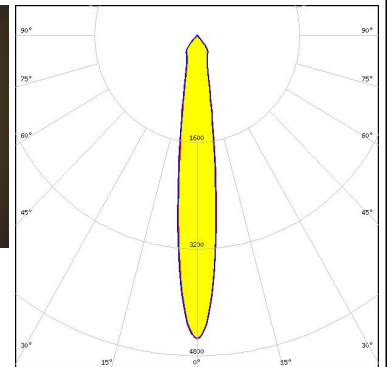
CITIZEN

LED CLL03x/CLU03x
 FWHM / FWTM 15.0° / 41.0°
 Efficiency 85 %
 Peak intensity 4.5 cd/m
 LEDs/each optic 1
 Light colour White

Required components:

F13671_ANGE-RZ-LENS

TE Connectivity: 2213254-2 + OPTIC CLIP Z50 TYPE1 2213194-1

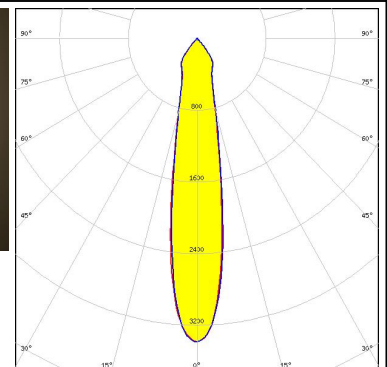



CITIZEN

LED CLL04x/CLU04x
 FWHM / FWTM 19.0° / 65.0°
 Efficiency 90 %
 Peak intensity 3.4 cd/m
 LEDs/each optic 1
 Light colour White

Required components:

IDEAL: 50-2204-CT + 50-2100AN



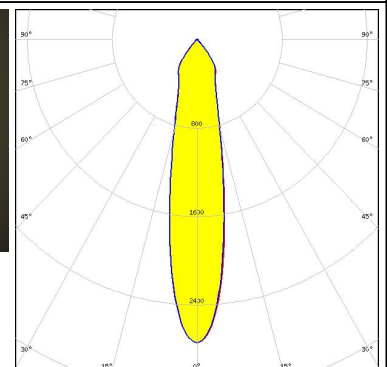

CITIZEN

LED CLL04x/CLU04x
 FWHM / FWTM 21.0° / 71.0°
 Efficiency 85 %
 Peak intensity 2.7 cd/m
 LEDs/each optic 1
 Light colour White

Required components:

F13671_ANGE-RZ-LENS

IDEAL: 50-2204-CT + 50-2100AN

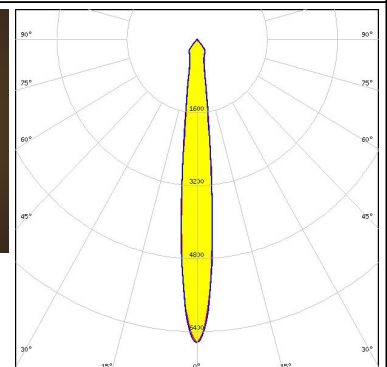



CITIZEN

LED CLU730/731/733
 FWHM / FWTM 12.0° / 30.0°
 Efficiency 89 %
 Peak intensity 6.6 cd/m
 LEDs/each optic 1
 Light colour White

Required components:

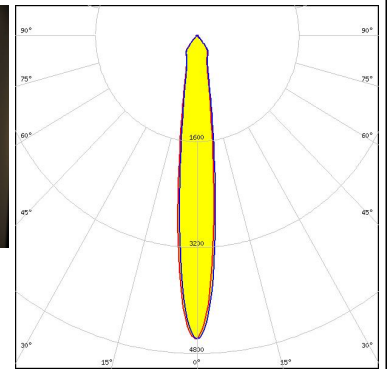
IDEAL: 50-2204-CT + 50-2100AN



OPTICAL RESULTS (MEASURED):

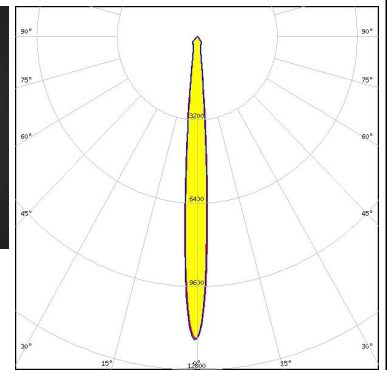
CITIZEN

LED CLU730/731/733
 FWHM / FWTM 14.0° / 41.0°
 Efficiency 85 %
 Peak intensity 4.6 cd/lm
 LEDs/each optic 1
 Light colour White
 Required components:
 F13671_ANGE-RZ-LENS
 IDEAL: 50-2204-CT + 50-2100AN



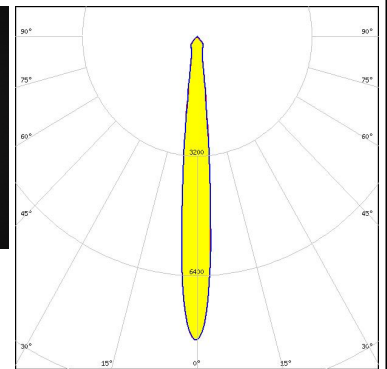
CREE LEDs

LED CXA/B 15xx
 FWHM / FWTM 8.0° / 20.0°
 Efficiency 90 %
 Peak intensity 12 cd/lm
 LEDs/each optic 1
 Light colour White
 Required components:
 C14123_CLAMP-CXA15-18



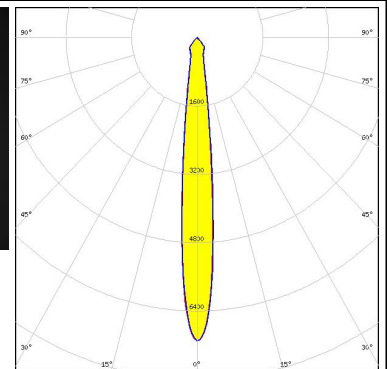

CREE LEDs

LED CXA/B 1816 & CXA/B 1820 & CXA 1850
 FWHM / FWTM 11.0° / 25.0°
 Efficiency 90 %
 Peak intensity 8.1 cd/lm
 LEDs/each optic 1
 Light colour White
 Required components:
 C14123_CLAMP-CXA15-18



CREE LEDs

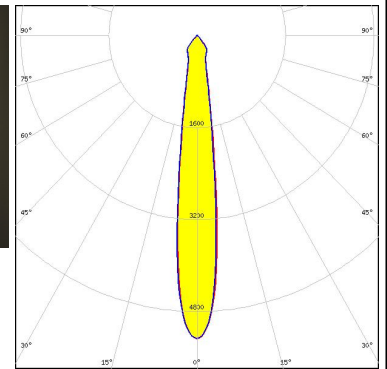
LED CXA/B 1816 & CXA/B 1820 & CXA 1850
 FWHM / FWTM 12.0° / 29.0°
 Efficiency 91 %
 Peak intensity 7.1 cd/lm
 LEDs/each optic 1
 Light colour White
 Required components:
 TE Connectivity: 2213401-2 + OPTIC CLIP Z50 TYPE1 2213194-1



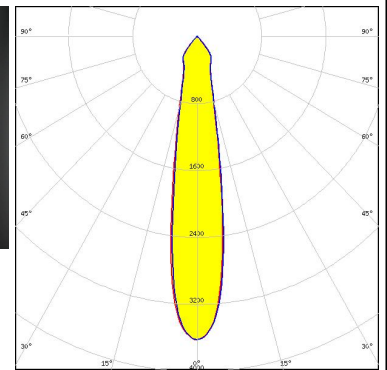

OPTICAL RESULTS (MEASURED):



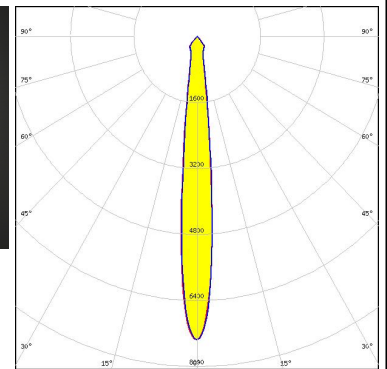

LED CXA/B 25xx
 FWHM / FWTM 15.0° / 38.0°
 Efficiency 90 %
 Peak intensity 5.3 cd/lm
 LEDs/each optic 1
 Light colour White
 Required components:
 C14036_CLAMP_CXA25-30



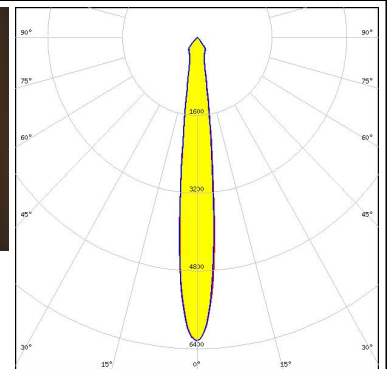
LED CXA/B 30xx
 FWHM / FWTM 19.0° / 55.0°
 Efficiency 90 %
 Peak intensity 3.6 cd/lm
 LEDs/each optic 1
 Light colour White
 Required components:
 C14036_CLAMP_CXA25-30



LED LUXEON CoB 1204/1205
 FWHM / FWTM 12.0° / 28.0°
 Efficiency 90 %
 Peak intensity 7.4 cd/lm
 LEDs/each optic 1
 Light colour White
 Required components:
 TE Connectivity: 2213130-2 + OPTIC CLIP Z50 TYPE1 2213194-1



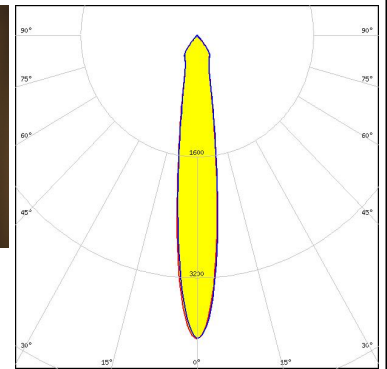
LED LUXEON CoB 1208
 FWHM / FWTM 13.0° / 31.0°
 Efficiency 89 %
 Peak intensity 6.2 cd/lm
 LEDs/each optic 1
 Light colour White
 Required components:
 TE Connectivity: 2213130-2 + OPTIC CLIP Z50 TYPE1 2213194-1



OPTICAL RESULTS (MEASURED):

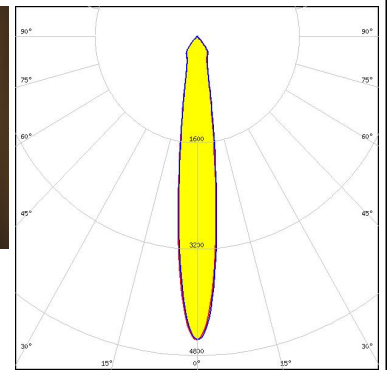
LUMILEDS

LED LUXEON CoB 1208
 FWHM / FWTM 16.0° / 48.0°
 Efficiency 85 %
 Peak intensity 4 cd/m
 LEDs/each optic 1
 Light colour White
 Required components:
 F13671_ANGE-RZ-LENS
 IDEAL: 50-2100SH + 50-2100AN



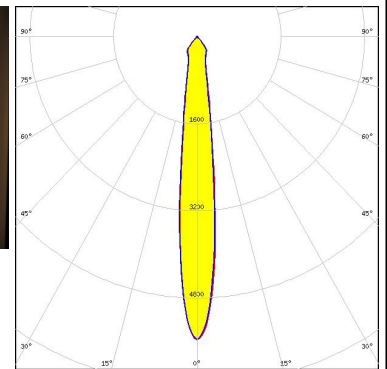
LUMILEDS

LED LUXEON CoB 1208
 FWHM / FWTM 15.0° / 41.0°
 Efficiency 85 %
 Peak intensity 4.6 cd/m
 LEDs/each optic 1
 Light colour White
 Required components:
 F13671_ANGE-RZ-LENS
 TE Connectivity: 2213130-2 + OPTIC CLIP Z50 TYPE1 2213194-1



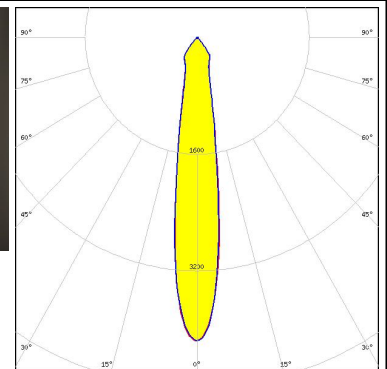
LUMILEDS

LED LUXEON CoB 1208
 FWHM / FWTM 13.0° / 35.0°
 Efficiency 89 %
 Peak intensity 5.6 cd/m
 LEDs/each optic 1
 Light colour White
 Required components:
 IDEAL: 50-2100SH + 50-2100AN



LUMILEDS

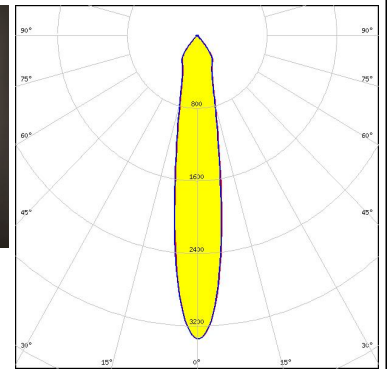

LED LUXEON CoB 1211
 FWHM / FWTM 17.0° / 48.0°
 Efficiency 89 %
 Peak intensity 4.2 cd/m
 LEDs/each optic 1
 Light colour White
 Required components:
 IDEAL: 50-2204-CT + 50-2100AN



OPTICAL RESULTS (MEASURED):

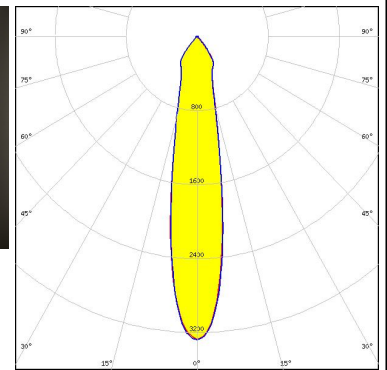
LUMILEDS

LED LUXEON CoB 1211
 FWHM / FWTM 18.0° / 62.0°
 Efficiency 86 %
 Peak intensity 3.3 cd/lm
 LEDs/each optic 1
 Light colour White
 Required components:
 F13671_ANGE-RZ-LENS
 IDEAL: 50-2204-CT + 50-2100AN



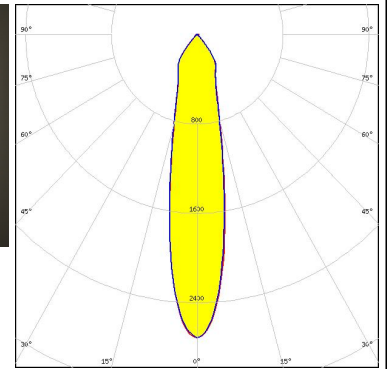
LUMILEDS

LED LUXEON CoB 1213/1216/1812
 FWHM / FWTM 20.0° / 68.0°
 Efficiency 89 %
 Peak intensity 3.3 cd/lm
 LEDs/each optic 1
 Light colour White
 Required components:
 IDEAL: 50-2204-CT + 50-2100AN



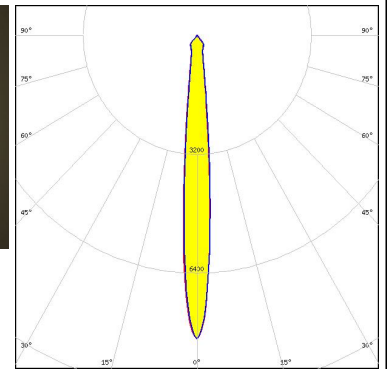

LUMILEDS

LED LUXEON CoB 1213/1216/1812
 FWHM / FWTM 21.0° / 71.0°
 Efficiency 86 %
 Peak intensity 2.7 cd/lm
 LEDs/each optic 1
 Light colour White
 Required components:
 F13671_ANGE-RZ-LENS
 IDEAL: 50-2204-CT + 50-2100AN


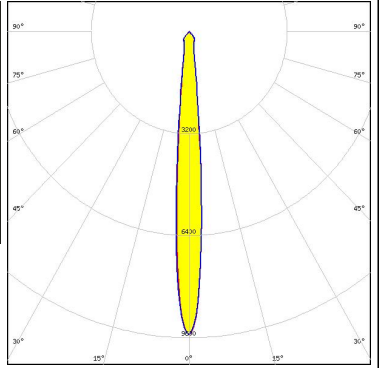

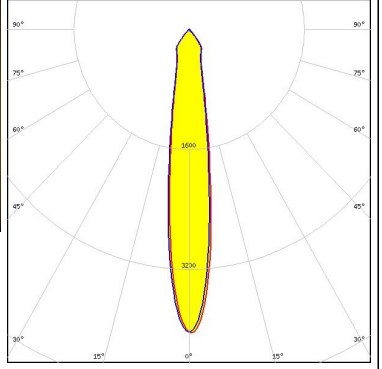

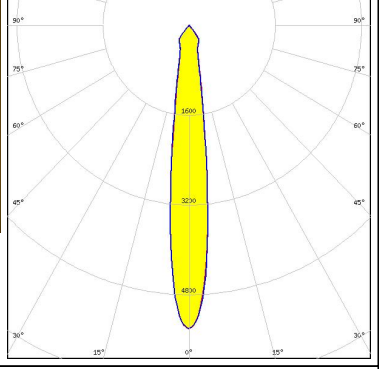

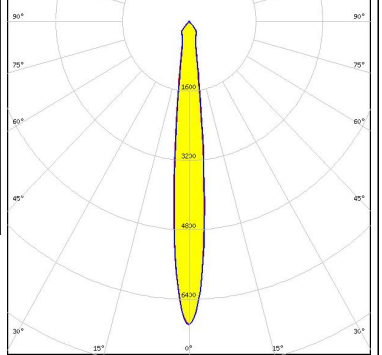


NICHIA


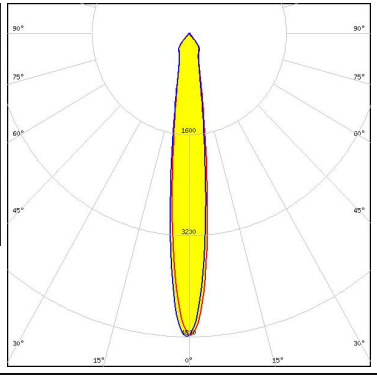

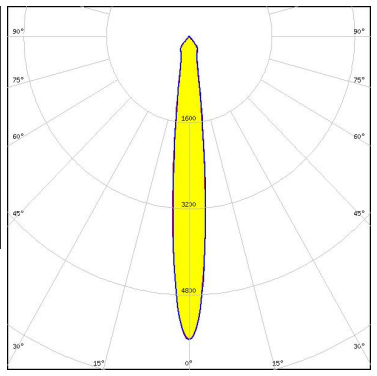

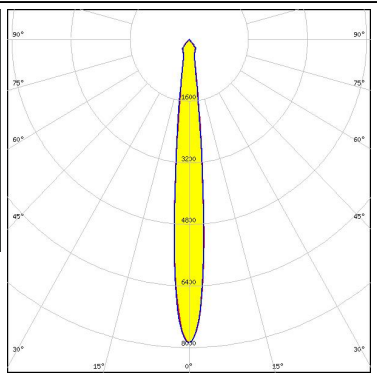

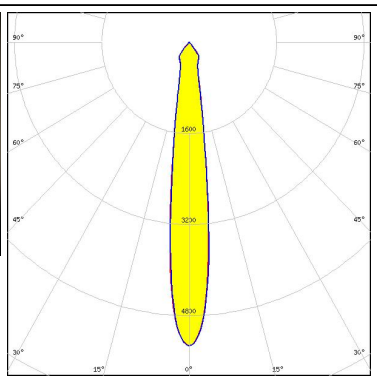
LED COB L-Type (LES 11)
 FWHM / FWTM 10.0° / 26.0°
 Efficiency 89 %
 Peak intensity 8.2 cd/lm
 LEDs/each optic 1
 Light colour White
 Required components:
 IDEAL: 50-2100NC + 50-2100AN



OPTICAL RESULTS (MEASURED):

<p>NICHIA</p> <p>LED COB L-Type (LES 11)</p> <p>FWHM / FWTM 10.0° / 23.0°</p> <p>Efficiency 90 %</p> <p>Peak intensity 9.5 cd/lm</p> <p>LEDs/each optic 1</p> <p>Light colour White</p> <p>Required components: TE Connectivity: 2213382-2 + OPTIC CLIP Z50 TYPE1 2213194-1</p>		
<p>OSRAM</p> <p>LED PrevaLED Core Z4 LES19</p> <p>FWHM / FWTM 16.0° / 48.0°</p> <p>Efficiency 86 %</p> <p>Peak intensity 4 cd/lm</p> <p>LEDs/each optic 1</p> <p>Light colour White</p> <p>Required components: F13671_ANGE-RZ-LENS TE Connectivity: 2213130-2</p>		
<p>OSRAM</p> <p>LED PrevaLED Core Z4 LES19</p> <p>FWHM / FWTM 14.0° / 36.0°</p> <p>Efficiency 90 %</p> <p>Peak intensity 5.4 cd/lm</p> <p>LEDs/each optic 1</p> <p>Light colour White</p> <p>Required components: TE Connectivity: OPTIC CLIP Z50 TYPE1 2213194-1</p>		
<p>OSRAM Opto Semiconductors</p> <p>LED Soleriq S13 19x19</p> <p>FWHM / FWTM 12.0° / 29.0°</p> <p>Efficiency 89 %</p> <p>Peak intensity 7 cd/lm</p> <p>LEDs/each optic 1</p> <p>Light colour White</p> <p>Required components: IDEAL: 50-2103CT + 50-2100AN</p>		

OPTICAL RESULTS (MEASURED):

<p>OSRAM Opto Semiconductors</p> <p>LED Soleriq S13 19x19</p> <p>FWHM / FWTM 14.0° / 39.0°</p> <p>Efficiency 85 %</p> <p>Peak intensity 4.8 cd/m</p> <p>LEDs/each optic 1</p> <p>Light colour White</p> <p>Required components: F13671_ANGE-RZ-LENS IDEAL: 50-2103CT + 50-2100AN</p>		
<p>OSRAM Opto Semiconductors</p> <p>LED Soleriq S13 19x19</p> <p>FWHM / FWTM 13.0° / 34.0°</p> <p>Efficiency 85 %</p> <p>Peak intensity 5.6 cd/m</p> <p>LEDs/each optic 1</p> <p>Light colour White</p> <p>Required components: F13671_ANGE-RZ-LENS TE Connectivity: 2213254-2 + OPTIC CLIP Z50 TYPE1 2213194-1</p>		
<p>OSRAM Opto Semiconductors</p> <p>LED Soleriq S13 19x19</p> <p>FWHM / FWTM 11.0° / 26.0°</p> <p>Efficiency 89 %</p> <p>Peak intensity 7.9 cd/m</p> <p>LEDs/each optic 1</p> <p>Light colour White</p> <p>Required components: TE Connectivity: 2213254-2 + OPTIC CLIP Z50 TYPE1 2213194-1</p>		
<p>OSRAM Opto Semiconductors</p> <p>LED Soleriq S19</p> <p>FWHM / FWTM 14.0° / 36.0°</p> <p>Efficiency 90 %</p> <p>Peak intensity 5.3 cd/m</p> <p>LEDs/each optic 1</p> <p>Light colour White</p> <p>Required components: TE Connectivity: 2213407-2 + OPTIC CLIP Z50 TYPE1 2213194-1</p>		

OPTICAL RESULTS (MEASURED):

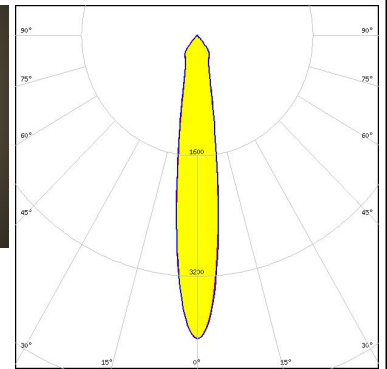
OSRAM

Opto Semiconductors

LED Soleriq S19
 FWHM / FWTM 16.0° / 47.0°
 Efficiency 85 %
 Peak intensity 4 cd/lm
 LEDs/each optic 1
 Light colour White

Required components:

F13671_ANGE-RZ-LENS
 TE Connectivity: 2213407-2 + OPTIC CLIP Z50 TYPE1 2213194-1

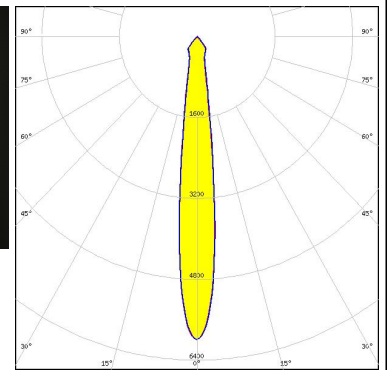


PHILIPS

LED Fortimo SLM L15 + SLM holder
 FWHM / FWTM 13.0° / 32.0°
 Efficiency 89 %
 Peak intensity 6 cd/lm
 LEDs/each optic 1
 Light colour White

Required components:

TE Connectivity: OPTIC CLIP Z50 TYPE1 2213194-1

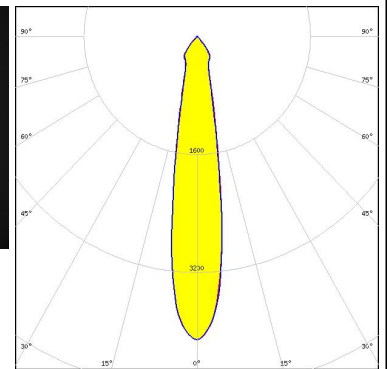


SAMSUNG

LED LC035T (Tunable white)
 FWHM / FWTM 18.0° / 46.0°
 Efficiency 92 %
 Peak intensity 4.1 cd/lm
 LEDs/each optic 1
 Light colour Tunable White

Required components:

C13584_CLAMP-VERO29
 Bender Wirth: 502 Typ L3

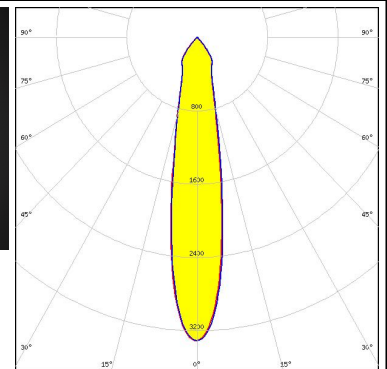



SAMSUNG

LED LC035T (Tunable white)
 FWHM / FWTM 20.0° / 62.0°
 Efficiency 87 %
 Peak intensity 3.3 cd/lm
 LEDs/each optic 1
 Light colour Tunable White

Required components:

C13584_CLAMP-VERO29
 F13671_ANGE-RZ-LENS
 Bender Wirth: 502 Typ L3



OPTICAL RESULTS (MEASURED):

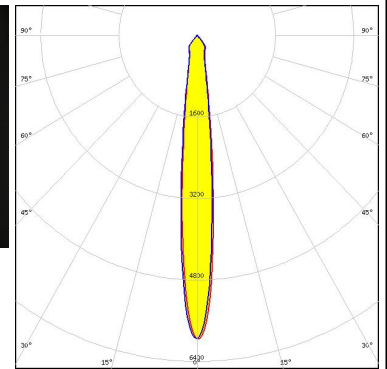
SAMSUNG

LED LC040C
 FWHM / FWTM 12.0° / 32.0°
 Efficiency 86 %
 Peak intensity 6 cd/m
 LEDs/each optic 1
 Light colour White

Required components:

F13671_ANGE-RZ-LENS

TE Connectivity: 2213382-2 + OPTIC CLIP Z50 TYPE1 2213194-1

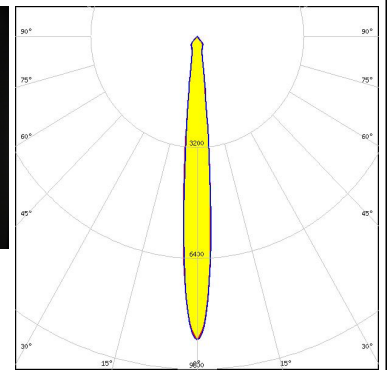


SAMSUNG

LED LC040C
 FWHM / FWTM 10.0° / 24.0°
 Efficiency 90 %
 Peak intensity 8.8 cd/m
 LEDs/each optic 1
 Light colour White

Required components:

TE Connectivity: 2213382-2 + OPTIC CLIP Z50 TYPE1 2213194-1

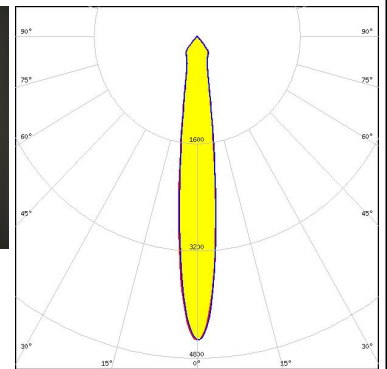


SEOUL SEMICONDUCTOR
 LED AC Zhaga COB
 FWHM / FWTM 14.0° / 41.0°
 Efficiency 85 %
 Peak intensity 4.5 cd/m
 LEDs/each optic 1
 Light colour White

Required components:

F13671_ANGE-RZ-LENS

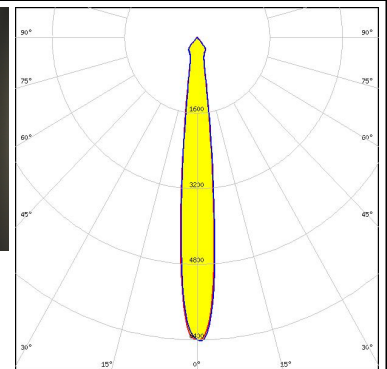
Optosource: SEHSMJD-A




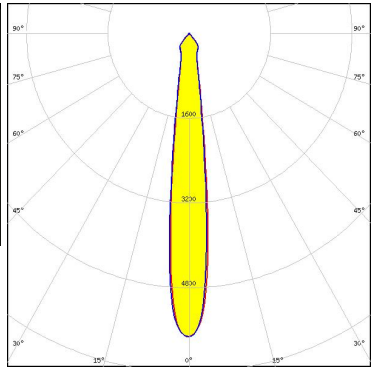

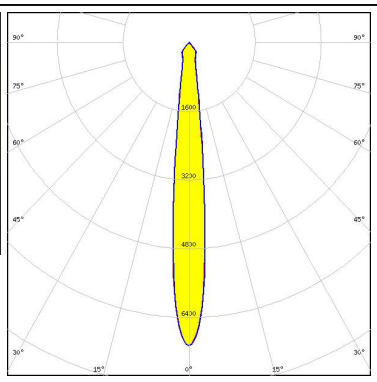

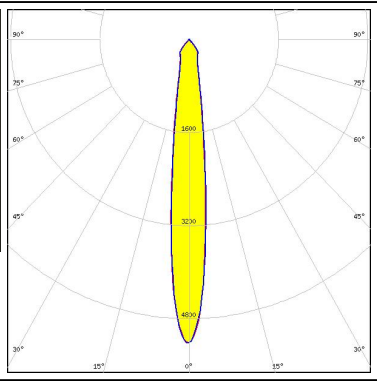

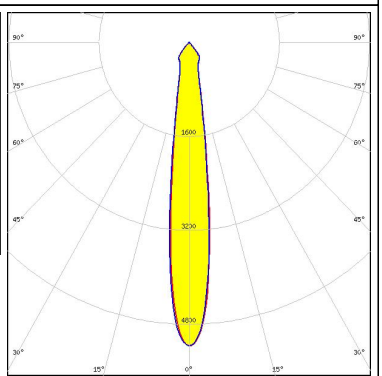
SEOUL SEMICONDUCTOR
 LED AC Zhaga COB
 FWHM / FWTM 13.0° / 29.0°
 Efficiency 90 %
 Peak intensity 6.4 cd/m
 LEDs/each optic 1
 Light colour White

Required components:

Optosource: SEHSMJD-A



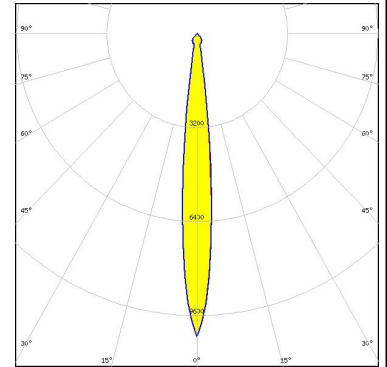
OPTICAL RESULTS (MEASURED):

<p>SEOUL SEMICONDUCTOR</p> <p>LED MJT COB LES 14.5 FWHM / FWTM 14.0° / 33.0° Efficiency 89 % Peak intensity 5.7 cd/m LEDs/each optic 1 Light colour White</p> <p>Required components: TE Connectivity: 2213254-2 + OPTIC CLIP Z50 TYPE1 2213194-1</p>		
<p>VS LIGHTING SOLUTIONS</p> <p>LED WU-M-484 FWHM / FWTM 12.0° / 29.0° Efficiency 89 % Peak intensity 7.1 cd/m LEDs/each optic 1 Light colour White</p> <p>Required components: TE Connectivity: OPTIC CLIP Z50 TYPE1 2213194-1</p>		
<p>VS LIGHTING SOLUTIONS</p> <p>LED WU-M-484 FWHM / FWTM 13.0° / 36.0° Efficiency 85 % Peak intensity 5.2 cd/m LEDs/each optic 1 Light colour White</p> <p>Required components: F13671_ANGE-RZ-LENS TE Connectivity: OPTIC CLIP Z50 TYPE1 2213194-1</p>		
<p>XICATO</p> <p>LED XIM - 19mm LES FWHM / FWTM 15.0° / 37.0° Efficiency 91 % Peak intensity 5.2 cd/m LEDs/each optic 1 Light colour White</p> <p>Required components: C16491_XTM-ADAPTER-50-A</p>		

OPTICAL RESULTS (SIMULATED):

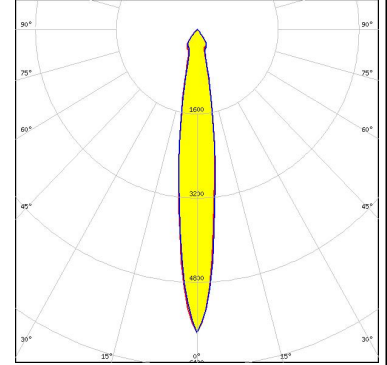
bridgelux.

LED V13 Gen7
 FWHM / FWTM 11.0° / 22.0°
 Efficiency 92 %
 Peak intensity 10.3 cd/lm
 LEDs/each optic 1
 Light colour White
 Required components:
 C13658_CLAMP-VERO13-18
 Bender Wirth: 477 Typ L1



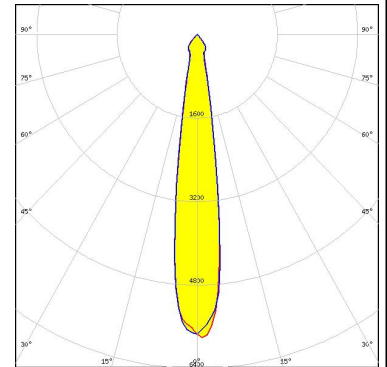
bridgelux.

LED V22 Gen7
 FWHM / FWTM 14.0° / 34.0°
 Efficiency 94 %
 Peak intensity 5.8 cd/lm
 LEDs/each optic 1
 Light colour White
 Required components:
 IDEAL: 50-2204-CT + 50-2100AN



bridgelux.

LED V22 Gen7
 FWHM / FWTM 16.0° / 32.0°
 Efficiency 94 %
 Peak intensity 5.8 cd/lm
 LEDs/each optic 1
 Light colour White
 Required components:
 C13584_CLAMP-VERO29
 Bender Wirth: 431 Typ L3



GENERAL INFORMATION:

NOTE: The typical beam angle will be changed by different color, chip size and chip position tolerance. The typical total beam angle is the full angle measured where the luminous intensity is half of the peak value.

Due to use of high power COB's with this product, special attention to proper thermal design is highly recommended. LEDiL has no liability for direct, indirect or consecutive damages arising from the LEDiL products being used outside of the recommended temperature range.

MATERIALS:

As part of our continuous research and improvement processes, and to ensure the best possible quality and availability of our products, LEDiL reserves the right to change material grades without notice.

PRODUCT DATA USER AGREEMENT AND DISCLAIMER:

The measured data in the provided downloadable LEDiL Product Datasheets and Mechanical 2D-Drawings is rounded and provided as reference for planning. LEDiL Oy's optical specifications have been verified by conducting performance testing of the products in accordance with the company's quality system. The reported data are averaged results of multiple measurements with typical variation. LEDiL Oy reserves the right to without prior notification make changes and improvements to its products.

LEDiL Oy assumes neither warranty, nor guarantee nor any other liability of any kind for the contents and correctness of the provided data. The provided data has been generated with highest diligence but the provided data may in reality not represent the complete possible variation range of all intrinsic parameters. Therefore, in certain cases a deviation from the provided data could occur.

LEDiL Oy reserves the right to undertake technical changes of its products without further notification which could lead to changes in the provided data. LEDiL Oy assumes no liability of any kind for the possible deviation from any provided data or any other damage resulting from the usage of the provided data.

The user agrees to this disclaimer and user agreement with the download or usage of the provided files.

LEDiL Oy

Joensuunkatu 13
FI-24240 SALO
Finland

LEDiL Inc.

228 West Page Street
Suite D
Sycamore IL 60178
USA

Ledil Optics Technology (Shenzhen) Co., Ltd.

405 , Block B
Casic Motor Building
Shenzhen 518057
P.R.CHINA

Local sales and technical support

[www.ledil.com/
where_to_buy](http://www.ledil.com/where_to_buy)

Shipping locations

Salo, Finland
Hong Kong, China

Distribution Partners

[www.ledil.com/
where_to_buy](http://www.ledil.com/where_to_buy)