


14268.1 STLZ 965/6/7,62-H-F GN



Male pin block, No. of poles: 6, Width: 56.3 mm, Colour: Green

Business data

|  |                            |
|--|----------------------------|
| Article number                             | 14268.1                    |
| Article name                               | STLZ 965/6/7,62-H-F GN     |
| GTIN (EAN)                                 | 4044211173753              |
| Connector version                          | Attached plug-in connector |
| Packaging unit                             | 50                         |
| Quantity unit                              | PC                         |
| Packaging type                             | Carton                     |
| Type of banding                            | Without                    |
| Weight per piece (not including packaging) | 5.09 g                     |
| Weight per piece (including packaging)     | 5.59 g                     |
| Unit of weight                             | G                          |
| Customs number                             | 85366930                   |
| Country of origin                          | TW                         |
| Colour                                     | Green                      |

## 14268.1 STLZ 965/6/7,62-H-F GN

### Technical data

#### Dimensions

|                            |         |
|----------------------------|---------|
| Length                     | 12 mm   |
| Width                      | 56.3 mm |
| Width left                 | 9.1 mm  |
| Width right                | 9.1 mm  |
| Height                     | 8.5 mm  |
| Drill hole diameter        | 1.6 mm  |
| Diameter of connecting pin | 1 mm    |
| Pitch                      | 7.62 mm |

#### Ratings

|                       |       |
|-----------------------|-------|
| Rated voltage         | 400 V |
| Rated current         | 12 A  |
| Rated impulse voltage | 6 kV  |
| Overvoltage category  | III   |
| Contamination degree  | 3     |

#### Connection data

|                        |                      |
|------------------------|----------------------|
| Angle of PCB/contact   | 0°/180° (horizontal) |
| Number of plug-in rows | 1                    |
| No. of poles           | 6                    |

#### Materials

|                           |                            |
|---------------------------|----------------------------|
| Insulation housing        | Polybutylene terephthalate |
| Flammability class UL 94  | V-0                        |
| Working temperature, min. | -30 °C                     |
| Working temperature, max. | 105 °C                     |
| Contact pin               | Brass                      |
| Flange, threaded insert   | Brass                      |

### Technical data

#### Further technical data

|   |                             |
|---|-----------------------------|
| Storage temperature, min.                 | -40 °C                      |
| Storage temperature, max.                 | 105 °C                      |
| Insulation resistance                     | 1*10 <sup>13</sup> Ohm x cm |
| Creepage-current resistance               | xx                          |
| Glow wire flammability index GWFI         | GWFI 850                    |
| GWFI after-glow time                      | 30 Sek.                     |
| Glow wire ignition temperature GWIT       | GWIT 775 °C                 |
| GWIT exposure time                        | 5 Sek.                      |
| Plug-in cycles acc. to standard           | 100                         |
| Recommended wave soldering temperature    | 265 °C                      |
| Recommended wave soldering duration, min. | 3 Sek.                      |
| Recommended wave soldering duration, max. | 4 Sek.                      |

#### Environmental Product Compliance

|                                |            |
|--------------------------------|------------|
| REACH Conform                  | No         |
| REACH Reference date           | 2023-06-14 |
| REACH Candidate Substance Note | No         |
| REACH CAS 1 Substance          | LEAD       |
| REACH CAS 1 Percent minimal    | 0.1 %      |
| REACH CAS 1 Percent maximum    | 4 %        |
| REACH CAS 1 Number             | 7439-92-1  |
| RoHS Conform                   | yes        |
| RoHS Exception rule            | 6c         |

### Approvals

#### cUL Recognized

|                               |                 |
|-------------------------------|-----------------|
| cUL approval                  | CSA 22.2 No.158 |
| cUL Usegroup B: rated voltage | 300 V           |
| cUL Usegroup B: rated current | 10 A            |
| cUL Usegroup D: rated voltage | 300 V           |
| cUL Usegroup D: rated current | 10 A            |
| cUL wire material             | Cu              |
| cUL Recognized                | 1               |

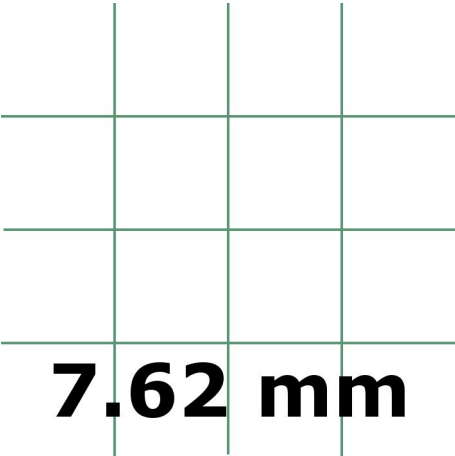
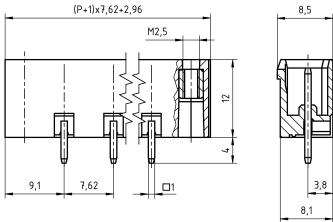
#### UL Recognized

|                              |         |
|------------------------------|---------|
| UL approval                  | UL 1059 |
| UL Usegroup B: rated voltage | 300 V   |
| UL Usegroup B: rated current | 10 A    |
| UL Usegroup D: rated voltage | 300 V   |
| UL Usegroup D: rated current | 10 A    |
| UL wire material             | Cu      |
| UL factory wiring            | 1       |
| UL Recognized                | 1       |

#### VDE approval

|                           |              |
|---------------------------|--------------|
| VDE approval              | DIN EN 61984 |
| VDE approval granted      | yes          |
| VDE rated voltage         | 400 V        |
| VDE rated current         | 12 A         |
| VDE rated impulse voltage | 6 kV         |
| VDE overvoltage category  | III          |
| VDE contamination degree  | 3            |

Media



---

### Accessories

---