

Lighting Controls

DATE: _____ LOCATION: _____

TYPE: _____ PROJECT: _____

CATALOG #: _____

OMNI® LINE VOLTAGE PIR CEILING SENSOR

CEILING MOUNT OCCUPANCY SENSORS

FEATURES

- IntelliDAPT® self-adaptive technology—no manual adjustment required
- All-digital Passive Infrared (PIR) sensor
- Non-volatile memory for sensor settings
- 1,500 square-foot coverage area
- Self-contained power supply
- Universal voltage (120-277VAC; 50/60 Hz)
- UL and cUL listed
- Five-year warranty



SPECIFICATIONS

CONSTRUCTION

- Casing- rugged, high-impact, injection-molded plastic KJB ABS
- Cicolac (UL-945VA) flame class rating, UV inhibitors
- Color-coded leads are 6" long (152.4 mm)
- 8.2 oz (232g)
- Off-white
- Red - ultrasonic detection
- Dual-element pyrometer and 12-element cylindrical rugged lens

MOUNTING

- Mounting base provided
- Recommended mounting height: 8ft (2.44m) with a max mounting height of 12ft (3.66m)

ELECTRICAL

- 120-277VAC; 50/60Hz
- Single phase only

ELECTRICAL (CONTINUED)

- 20A: 120VAC Incandescent
- 20A: 120 or 277VAC Magnetic Ballast
- 16A: 120 or 277VAC Electronic Ballast
- 1HP: 120VAC Motor Load
- 1HP: 277VAC Motor Load

OPERATIONS

- IntelliDAPT
 - Auto reset from test setting
 - Self-adjusting timer
 - Self-adjusting passive infrared thresholds
 - Automatic false-ON/false-OFF corrections
- Coverage
 - 1,500 square feet

OPERATING ENVIRONMENT

- Indoor use only

OPERATING ENVIRONMENT (CONTINUED)

- Operating temperature: 32° to 104°F (0° to 40°C)
- Relative humidity (non-condensing): 0% to 95%

CERTIFICATIONS

- UL and cUL listed

WARRANTY

- 5 year warranty

ORDERING GUIDE

Example: OMNIIRLBP1277

CATALOG #

Series

OMNIIRLBP1277 Line Voltage Passive Infrared Ceiling Sensor 1500 sq. ft. coverage

Lighting Controls

DATE: _____ LOCATION: _____

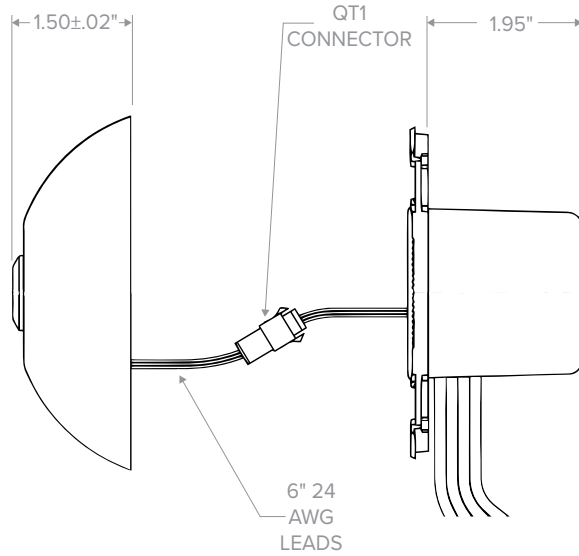
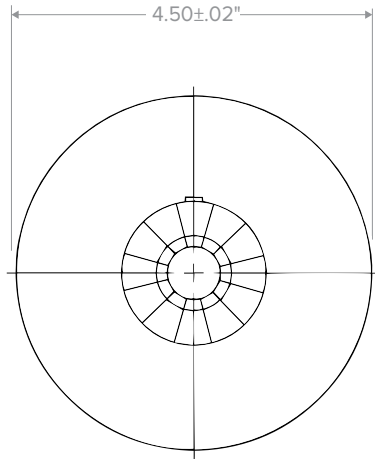
TYPE: _____ PROJECT: _____

CATALOG #: _____

OMNI® LINE VOLTAGE PIR CEILING SENSOR

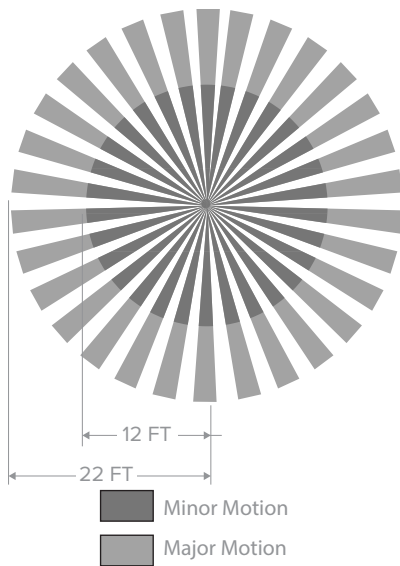
CEILING MOUNT OCCUPANCY SENSORS

DIMENSIONS



ADDITIONAL INFORMATION

Coverage Patterns



OMNI® IRL Range

Lighting Controls

DATE: _____ LOCATION: _____

TYPE: _____ PROJECT: _____

CATALOG #: _____

OMNI® LINE VOLTAGE PIR CEILING SENSOR

CEILING MOUNT OCCUPANCY SENSORS

ADDITIONAL INFORMATION (CONTINUED)

Wiring Diagrams

