

Data sheet

1367.4 SK 1/35 PA-G BK



Fused terminal, Screw connection, Mounting type: Mounting rail TS 35/7.5, Rated cross-section: 10 mm², Width: 12.2 mm, Colour: Black

RAL: 9005

Business data

Article number	1367.4
Article name	SK 1/35 PA-G BK
GTIN (EAN)	4044211128555
Packaging unit	20
Quantity unit	PC
Weight per piece (not including packaging)	31 g
Weight per piece (including packaging)	33 g
Unit of weight	G
Customs number	85369010
Country of origin	BG
Product description	fused terminal
Colour	Black

Technical data

Dimensions

Length	52 mm
Width	12.2 mm
Height TS 35/7.5	62 mm

Ratings

Rated voltage (determined by the illuminated display and fuse being used)	400 V
Rated current (as fuse-disconnect terminal)	10 A
Rated cross-section	10 mm ²
Rated impulse voltage	4 kV
Overvoltage category	III
Contamination degree	3

Connection data

Connection principle	Screw connection
Connection position	Lateral
Connections	2 / screw cap
Number of terminals per level	2
Number of levels	1
Wire cross-section single-core (rigid) / stranded, min.	0.2 mm ²
Wire cross-section single core (rigid)/stranded, max.	10 mm ²
Wire cross-section stranded, min.	0.2 mm ²
Wire cross-section stranded, max.	10 mm ²
Wire cross-section stranded with wire-end ferrules, min.	0.2 mm ²
Wire cross-section stranded with wire-end ferrules, max.	10 mm ²
Wire cross-section AWG, min.	22
Wire cross-section AWG, max.	8
Stripping length	12 mm
Screw head	Slotted
Screw threading	M 4
Tightening torque, min.	1.2 Nm
Tightening torque, max.	2 Nm

Technical data

Materials

Insulation housing	Polyamide 6.6
Glass-fibre reinforced	✓
Flammability class UL 94	V-0
Working temperature, min.	-40 °C
Working temperature, max.	140 °C

Further technical data

Mounting type	Mounting rail TS 35/7,5
Fuse size	5 x 20 mm
Gauge plug acc. to EN 60 947-1	A5
Number of cross-connection channels	1
End plate required	✓
Number of test pick-off options	1
Voltage fuse	250 V
Power loss in singular arrangement - overload and short-circuit protection, max.	2,5 / 6,3 W / A
Power loss in compound arrangement - overload and short-circuit protection, max.	2,5 / 6,3 W / A
Power loss in singular arrangement - only short-circuit protection, max.	4 / 6,3 W / A
Power loss in compound arrangement - only short-circuit protection, max.	4 / 6,3 W / A
Version of fuse holder	Screwable
Version of fuse cartridge	G fuse 5 x 20

Environmental Product Compliance

REACH Conform	yes
REACH Reference date	2023-06-14
REACH Candidate Substance Note	No
RoHS Conform	yes

Approvals

Standards and regulations

EAC approval	TR ZU 004/2011
EAC approval granted	yes

CSA approval

CSA approval	C22.2 No 158
CSA approval granted	yes
CSA Usegroup B: rated voltage	300 V
CSA Usegroup B: rated current	6,3 A
CSA voltage fuse	250 V
CSA wire cross-section AWG, min.	22
CSA wire cross-section AWG, max.	8
CSA stripping length	12 mm
CSA torque	1.2 Nm

CSAus approval

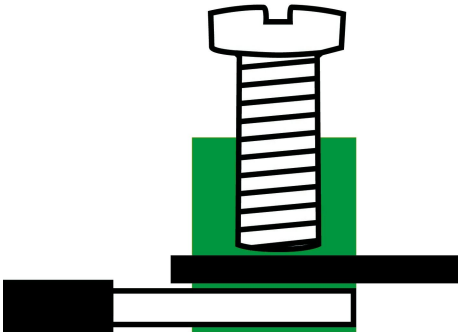

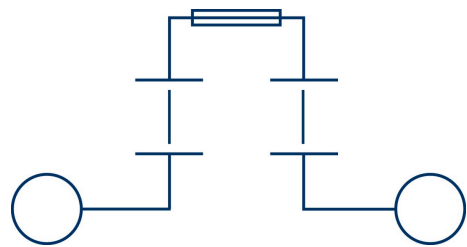
CSAus approval	UL 1059
CSAus approval granted	yes
CSAus Usegroup B: rated voltage	300 V
CSAus Usegroup B: rated current	6,3 A
CSAus voltage fuse	250 V
CSAus wire cross-section AWG, min.	22
CSAus wire cross-section AWG, max.	8
CSAus stripping length	12 mm
CSAus torque	1.2

Approvals

KEMA KEUR approval

KEMA KEUR approval	EN 60947-7-3:2009
KEMA KEUR approval granted	yes
KEMA rated voltage	400 V
KEMA voltage fuse, max.	250 V
KEMA rated current	10 A
KEMA rated impulse voltage	4 kV
KEMA wire cross-section single core (rigid), min.	0.2 mm ²
KEMA wire cross-section single-core (rigid), max.	10 mm ²
KEMA wire cross-section stranded, min.	0.2 mm ²
KEMA wire cross-section stranded, max.	10 mm ²
KEMA torque, min.	1.2 Nm
KEMA torque, max.	2 Nm
KEMA fuse size	5 x 20 mm
KEMA power loss in singular arrangement - overload and short-circuit protection, max.	2,5 / 6,3 W / A
KEMA power loss in compound arrangement - overload and short-circuit protection, max.	2,5 / 6,3 W / A
KEMA power loss in singular arrangement - only short-circuit protection, max.	4 / 6,3 W / A
KEMA power loss in compound arrangement - only short-circuit protection, max.	4 / 6,3 W / A

Media



Accessories

End plate



End plate, Width: 2.7 mm, Colour: Beige

Article number	Article name	GTIN (EAN)	Packaging unit
<u>2047.2</u>	AP SI BG	4044211080945	20

Mounting screw



Mounting screw, M 3, Colour: natural

Article number	Article name	GTIN (EAN)	Packaging unit
<u>2365.0</u>	BS M 3x6	4044211051532	100 ST

Cross-connection rail



Cross-connection rail, No. of poles: 3, Mounting type: Can be screwed on, Width: 32 mm, Colour: natural

Article number	Article name	GTIN (EAN)	Packaging unit
<u>2367.0</u>	QS 3	4044211051556	50 ST



Cross-connection rail, No. of poles: 2, Mounting type: Can be screwed on, Width: 20.1 mm, Colour: natural

Article number	Article name	GTIN (EAN)	Packaging unit
<u>2366.0</u>	QS 2	4044211051549	50 ST



Cross-connection rail, No. of poles: 4, Mounting type: Can be screwed on, Width: 43.9 mm, Colour: natural

Article number	Article name	GTIN (EAN)	Packaging unit
<u>2368.0</u>	QS 4	4044211051563	20 ST

Data sheet

1367.4 SK 1/35 PA-G BK



Cross-connection rail

Cross-connection rail, No. of poles: 10, Mounting type: Can be screwed on, Width: 115.3 mm, Colour: natural



Article number	Article name	GTIN (EAN)	Packaging unit
<u>2369.0</u>	QS 10	4044211051570	10 ST

Screw cap

Screw cap

Article number	Article name	GTIN (EAN)	Packaging unit
<u>2048.2</u>	SKA 5x25	4044211048549	20 ST

Screw cap

Article number	Article name	GTIN (EAN)	Packaging unit
<u>2049.2</u>	SKA 5x20	4044211048556	20 ST