


## Models EZAC-RM-1 and EZAC-RM-2 Relay Modules


Replacement Relay Modules for the EZ-SCREEN<sup>®</sup> AC Interface Box



### Overview

Models EZAC-RM-1 and EZAC-RM-2 are replacement relay modules for the Banner EZ-SCREEN<sup>®</sup> AC Interface Box. Refer to the table below for correct models. Relay module replacement requires only a screwdriver; replacement instructions follow.

EZAC Box Model Number	Replacement Output Relay Contact Module Model
EZAC-R9-QE8	EZAC-RM-1
EZAC-R10N-QE8-QS53	
EZAC-R11-QE8	EZAC-RM-2
EZAC-R15A-QE8-QS83	
EZAC-R8N-QE8-QS53	



122369

# Models EZAC-RM-1 and EZAC-RM-2 Relay Modules

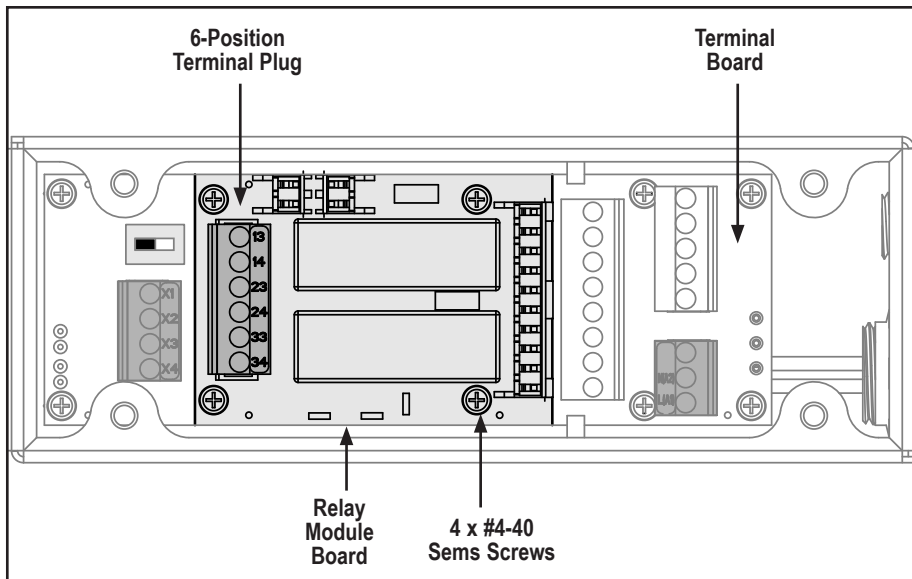


Figure 1. Internal board layout



## **WARNING . . .** **Remove Power Before** **Maintenance**

Before performing any maintenance inside the AC Interface Box, always remove all power from the Box and from the machinery to which the Box is connected. **Failure to do so can result in electrical shock and serious injury or death.**

## Removing the Old Module

1. Disconnect the AC power from the AC Interface Box. Verify that the Power LED is OFF.
2. Disconnect any power connected to the relay's N.O. Safety contacts, and to the N.C. Output contact.
3. Remove the Box front cover.
4. Remove the plug-in connector from the old relay module board.
5. Unscrew the screws at the 4 corners of the board.
6. Unplug the complete relay module board from the terminal board.

## Installing the New Module

1. Plug the new relay module board into the terminal board.
2. Fasten the four screws in the corners.
3. Plug the connector into the relay module board.
4. Close the Box cover and secure.
5. Connect AC power to the AC Interface Box.
6. Perform your machine checkout procedure, to guarantee proper function.



**WARRANTY:** Banner Engineering Corp. warrants its products to be free from defects for one year. Banner Engineering Corp. will repair or replace, free of charge, any product of its manufacture found to be defective at the time it is returned to the factory during the warranty period. This warranty does not cover damage or liability for the improper application of Banner products. This warranty is in lieu of any other warranty either expressed or implied.