

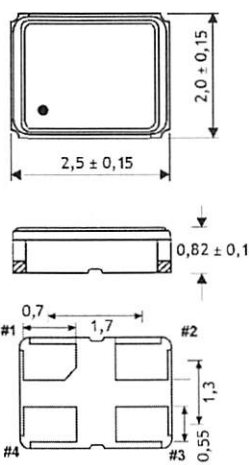
Clock Oscillator

SMD-version

+3,3V

model	KXO-V95E
frequency	25,0 MHz
frequency stability -40° ~ +105°C	± 100 ppm
operating temperature	-40° ~ + 105°C
storage temperature	-40° ~ +105°C
symmetry	40% ~ 60% at 50% V _{DD} level
rise & fall time max.	10 ns (10% V _{DD} ~ 90% V _{DD} level)
"0" level max.	VOL: 10% V _{DD}
"1" level min.	VOH: 90% V _{DD}
input voltage V _{DD}	+3,3V ±5%
tri-state control voltage (Pin#1)	VIH: V _{DD} x 0,7 min. VIL: V _{DD} x 0,3 max.
supply voltage	-0,5V ~ +4,0V
input current	6,0 mA typ., 11,0 mA max.
output load max.	15pF (HCMOS)
start up time max.	10 ms
disable delay time max.	150 ns
enable delay time max.	10 ms
stand by current max.	50 µA (Pin #1=VIL)
jitter	deterministic jitter 5ps max. random jitter 7ps max. norm 1-sigma 7ps max. peak to peak 40ps max.
AEC-Q200	yes
contents of reel	1000 pcs.
part no.	12.95524

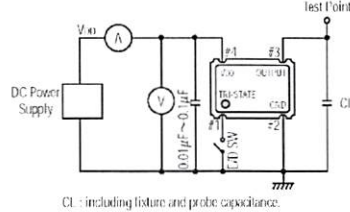
Dimensions (mm):



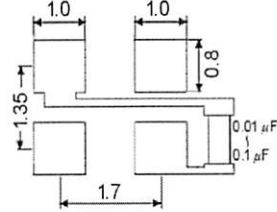
PIN	CONNECTION
1	"L" OPEN or "H"
2	GND
3	Z OUTPUT
4	V _{DD}

Z: high impedance

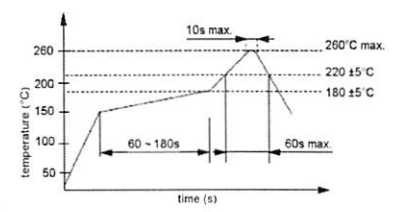
Test circuit:



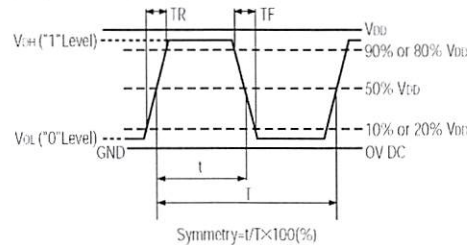
Suggested soldering pad:



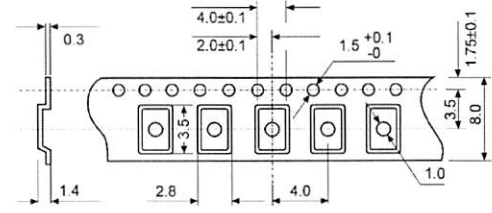
Reflow soldering condition:



Output waveform:



Tape specification:



reel diameter 245 mm