

SERIES: 12 W WALL PLUG - UK BLADE | **DESCRIPTION:** AC-DC POWER SUPPLY
FEATURES

- up to 12 W power
- universal input (90~264 Vac)
- single regulated output from 5~12 V
- over voltage, over current, and short circuit protections
- TUV safety approvals
- level V efficiency
- custom designs available



| MODEL | output voltage | output current max | output power max | ripple and noise ¹ max | efficiency level |
|--------------|----------------|--------------------|------------------|-----------------------------------|------------------|
| | (Vdc) | (A) | (W) | (mVp-p) | |
| EPSA050250UB | 5 | 2.5 | 12 | 50 | V |
| EPSA120100UB | 12 | 1 | 12 | 120 | V |

Notes: 1. At full load, 100 ~ 240 Vac input, 20 MHz bandwidth oscilloscope, each output terminated with 10 μ F aluminum electrolytic and 0.1 μ F ceramic capacitors.

PART NUMBER KEY

EPSA050250UB - XX - EJ - CXX

Base Number
example of 5 Vdc, 2.5 A

DC Plug Type

Factory Designation

Reserved for Custom Configurations

INPUT

| parameter | conditions/description | min | nom | max | units |
|----------------|-----------------------------------|-----|-----|-----|-------|
| voltage | | 90 | | 264 | Vac |
| frequency | | 47 | | 63 | Hz |
| current | | | | 0.4 | A |
| inrush current | at 115 Vac, full load, cold start | | | 30 | |

OUTPUT

| parameter | conditions/description | min | nom | max | units |
|-----------------|----------------------------------|-----|-----|-----|-------|
| line regulation | | | ±5 | | % |
| load regulation | | | ±5 | | % |
| start-up | | | | 2 | s |
| hold-up | at 110 Vac, 50 Hz, 80% max. load | 10 | | | ms |

PROTECTIONS

| parameter | conditions/description | min | nom | max | units |
|--------------------------|-----------------------------------|-----|-----|-----|-------|
| over voltage protection | output shut down | | | | |
| over current protection | | | | 200 | % |
| short circuit protection | output shut down and auto restart | | | | |

SAFETY & COMPLIANCE

| parameter | conditions/description | min | nom | max | units |
|----------------------|---|-----|-----|---------|-------|
| isolation voltage | input to output at 10 mA for 2 seconds | | | 3,000 | Vac |
| isolation resistance | input to output at 500 Vdc | 10 | | | MΩ |
| safety approvals | EN 60950-1, CE | | | | |
| EMI/EMC | EN 55022 Class B, AS/NZS CISPR 22 Class B, EN 61000-3-(2,3), IEC 61000-4-(2,3,4,5,6,8,11) | | | | |
| leakage current | | | | 0.25 | mA |
| RoHS compliant | yes | | | | |
| MTBF | at full load, 25°C, Telcordia SR-332, Issue 2 | | | 300,000 | hours |

ENVIRONMENTAL

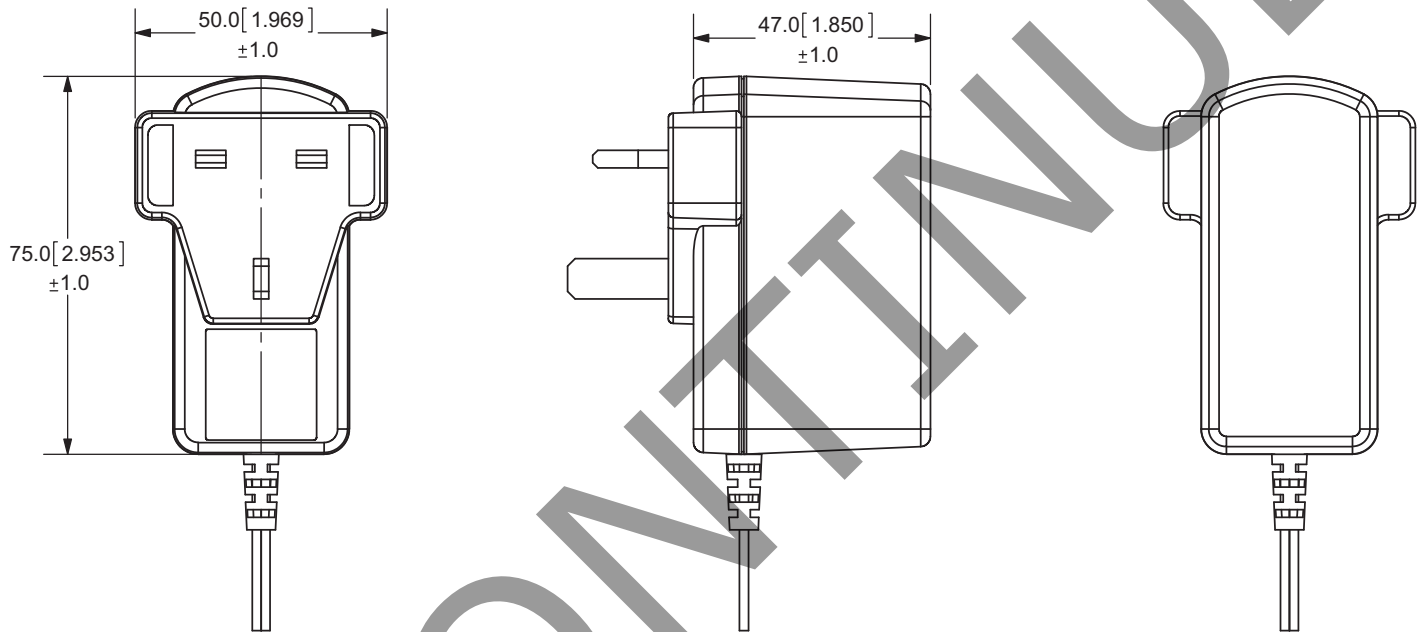
| parameter | conditions/description | min | nom | max | units |
|-----------------------|------------------------|-----|-----|-----|-------|
| operating temperature | | 0 | | 40 | °C |
| storage temperature | | -25 | | 85 | °C |
| operating humidity | | 10 | | 95 | % |
| storage humidity | | 10 | | 95 | % |

MECHANICAL

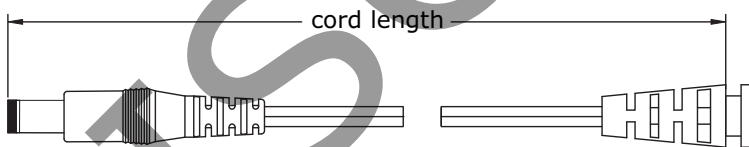
| parameter | conditions/description | min | typ | max | units |
|------------|---|-----|-----|-----|-------|
| dimensions | 2.953 x 1.969 x 1.850 (75 x 50 x 47 mm) | | | | inch |
| input plug | fixed UK | | | | |

MECHANICAL DRAWING

units: mm[inch]



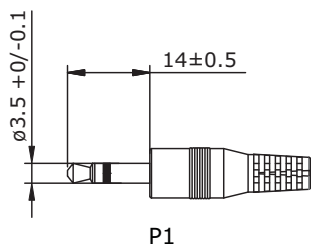
DC CORD



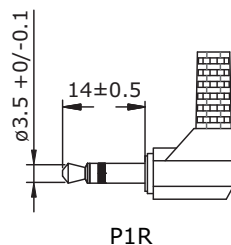
| MODEL NO. | CABLE GAUGE | CORD LENGTH |
|--------------|-------------|------------------|
| EPSA050250UB | 18 AWG | 1,500 mm ±30 |
| EPSA120100UB | 22 AWG | 1,500 mm +50/-30 |

OUTPUT PLUG OPTIONS

3.5 mm Phono Plug



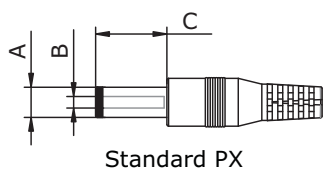
P1



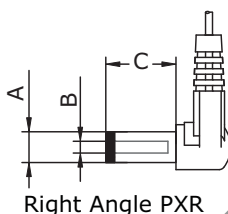
P1R

*Tip positive

Standard DC Plug



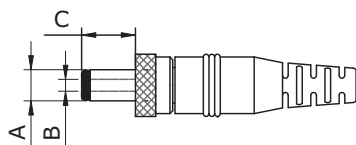
Standard PX



Right Angle PXR

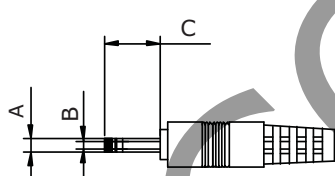
| | A | B | C | Unit |
|--------|-----|------|-----|------|
| P5/P5R | 5.5 | 2.1 | 9.5 | mm |
| P6/P6R | 5.5 | 2.5 | 9.5 | mm |
| P7/P7R | 3.5 | 1.35 | 9.5 | mm |
| P8/P8R | 3.8 | 1.35 | 9.5 | mm |
| P9/P9R | 3.8 | 1.05 | 9.5 | mm |

Locking DC Plug

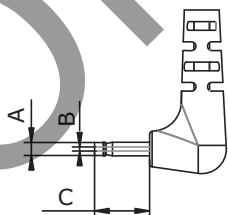


| | A | B | C | Unit |
|-----|-----|-----|-----|------|
| P10 | 5.5 | 2.1 | 9.5 | mm |
| P11 | 5.5 | 2.5 | 9.5 | mm |

EIAJ Plugs

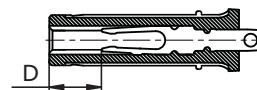


Standard PXX

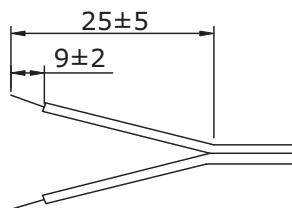


Right Angle PXXR

| | EIAJ | A | B | C | D | Unit |
|----------|--------|------|-----|-----|-----|------|
| P12/P12R | EIAJ-1 | 2.35 | 0.7 | 9.5 | NA | mm |
| P13/P13R | EIAJ-2 | 4.0 | 1.7 | 9.5 | 5.0 | mm |
| P14/P14R | EIAJ-3 | 4.75 | 1.7 | 9.5 | 5.0 | mm |



Stripped and Tinned



DC PLUG TYPE

ST

Stripped and Tinned

PXXX

Plug Type

Plug Angle:
"Blank" = Standard
R = Right Angle

Plug Polarity:
"Blank" = N/A
P = Center Positive



N = Center Negative



*Contact CUI for additional output plug options.

REVISION HISTORY

| rev. | description | date |
|------|--|------------|
| 1.0 | initial release | 03/08/2010 |
| 1.01 | updated output plug options | 11/11/2010 |
| 1.02 | new template applied | 01/24/2012 |
| 1.03 | V-Infinity branding removed, P7/P7R B dimension updated, safety and EMI/EMC data updated | 08/21/2012 |

The revision history provided is for informational purposes only and is believed to be accurate.



CUI INC[®]

Headquarters
20050 SW 112th Ave.
Tualatin, OR 97062
800.275.4899

Fax 503.612.2383
cui.com
techsupport@cui.com

CUI offers a one (1) year limited warranty. Complete warranty information is listed on our website.

CUI reserves the right to make changes to the product at any time without notice. Information provided by CUI is believed to be accurate and reliable. However, no responsibility is assumed by CUI for its use, nor for any infringements of patents or other rights of third parties which may result from its use.

CUI products are not authorized or warranted for use as critical components in equipment that requires an extremely high level of reliability. A critical component is any component of a life support device or system whose failure to perform can be reasonably expected to cause the failure of the life support device or system, or to affect its safety or effectiveness.