

## TINA2-RS

~14° spot beam. Assembly with holder and installation tape.

### SPECIFICATION:

Dimensions	Ø 16.1 mm
Height	9.7 mm
Fastening	tape
ROHS compliant	yes ⓘ

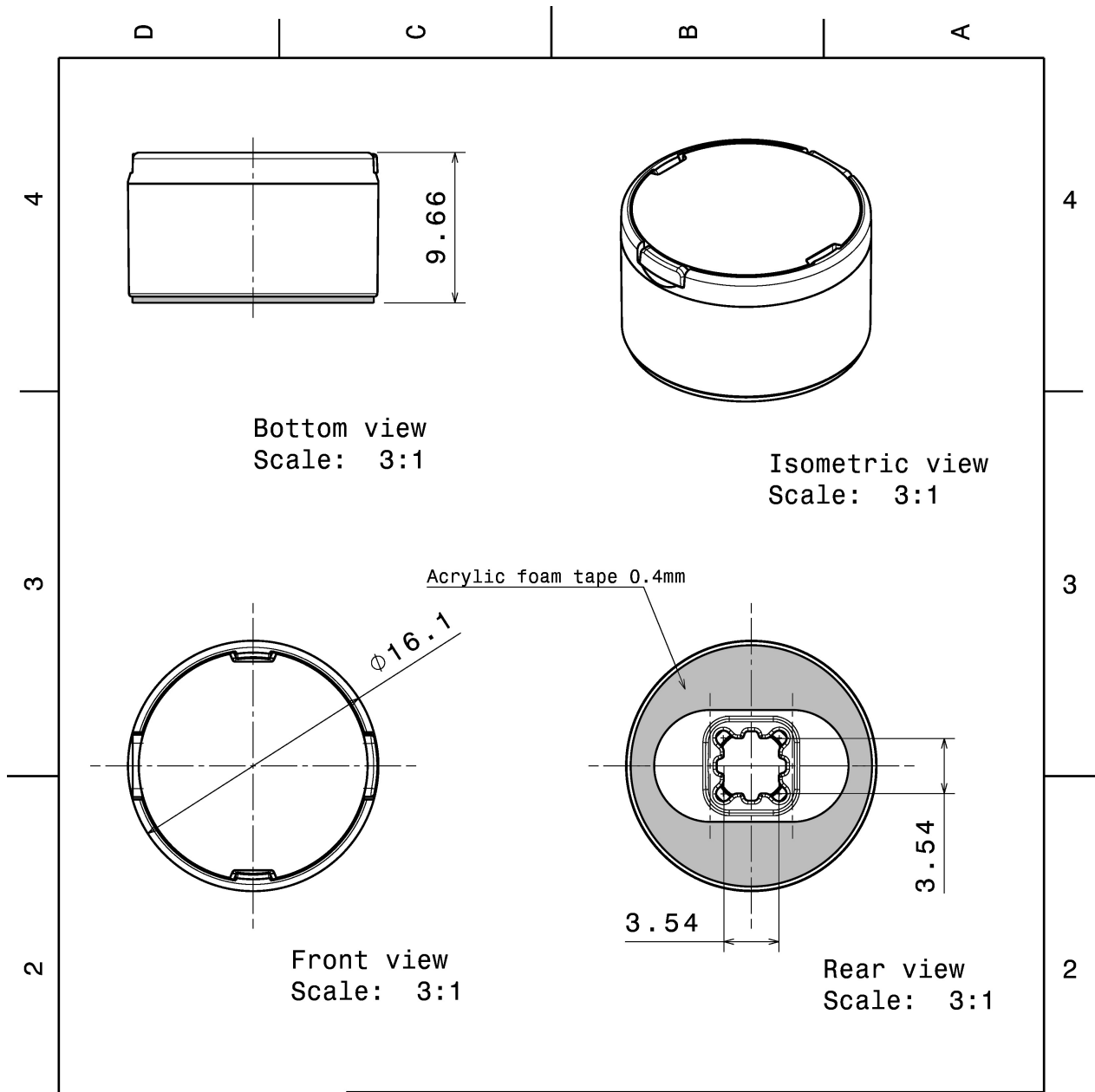


### MATERIALS:

Component	Type	Material	Colour	Finish
TINA2-RS	Single lens	PMMA	clear	
TINA2-XP-HLD-TAPE-BLK	Holder	PC	black	
TINA-TAPE3	Tape	Acrylic foam	black	

### ORDERING INFORMATION:

Component	Type	Qty in box	MOQ	MPQ	Box weight (kg)
CA11016_TINA2-RS	Single lens	4140	230	230	8.1
» Box size: 451 x 241 x 298 mm					



INDEX	PART NO	DESCRIPTION	MATERIAL	COLOUR
1	-	TINA2-lens	PMMA	
2	C11418	TINA2-XP-HLD-TAPE-BLK	PC	black

Tolerances if not otherwise shown  
According to DIN ISO 2768-1  
Linear measures:  
Up to 30mm class M, otherwise class C.  
According to DIN ISO 2768-2  
Form and position: class L

**LEDiL** Ledil Oy  
Salorankatu 10  
FIN 24240 SALO  
Finland

THIRD ANGLE PROJECTION:

DRAWING TITLE  
**TINA2-XP-series assembly**


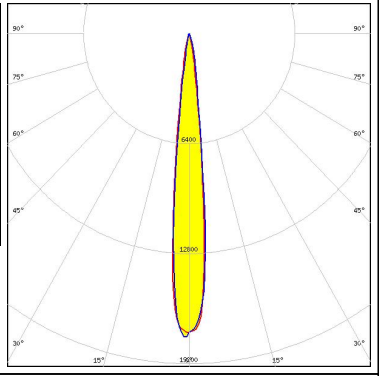
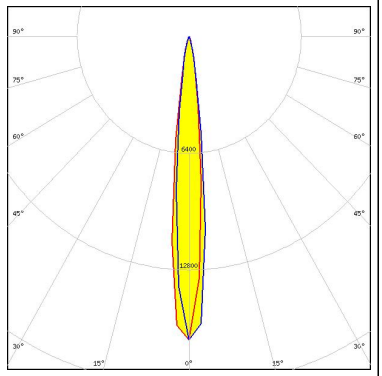
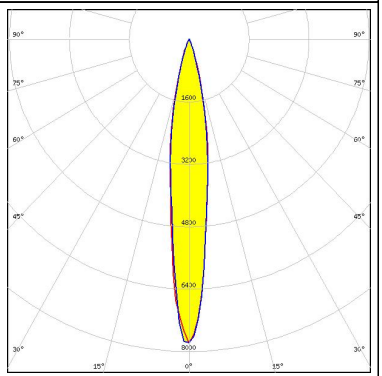
This drawing is the property of LEDiL Oy. It may not be reproduced, copied or communicated without a written agreement with LEDiL Oy.

SIZE	PART NUMBER
A4	-

SCALE	3:1	WEIGHT	1,3 g	SHEET	1/1
-------	-----	--------	-------	-------	-----

See also our general installation guide: [www.ledil.com/installation\\_guide](http://www.ledil.com/installation_guide)

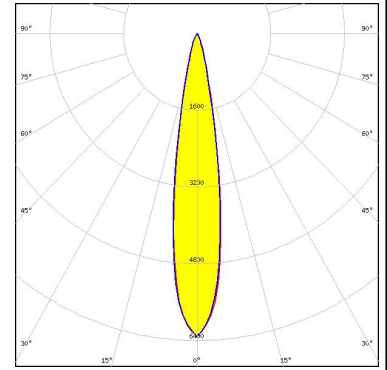
### OPTICAL RESULTS (MEASURED):

<p><b>CREE</b> LEDs</p> <p>LED                    XP-E FWHM / FWTM      11.0° / 21.0° Efficiency            90 % Peak intensity      17.7 cd/lm LEDs/each optic    1 Light colour        White Required components:</p>		
<p><b>CREE</b> LEDs</p> <p>LED                    XP-E2 FWHM / FWTM      11.0° / 22.0° Efficiency            89 % Peak intensity      16.6 cd/lm LEDs/each optic    1 Light colour        White Required components:</p>		
<p><b>CREE</b> LEDs</p> <p>LED                    XP-G FWHM / FWTM      15.0° / 30.0° Efficiency            93 % Peak intensity      9 cd/lm LEDs/each optic    1 Light colour        White Required components:</p>		

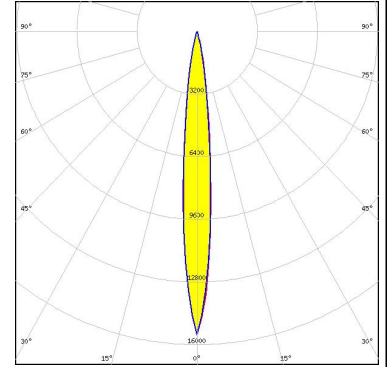
### OPTICAL RESULTS (SIMULATED):



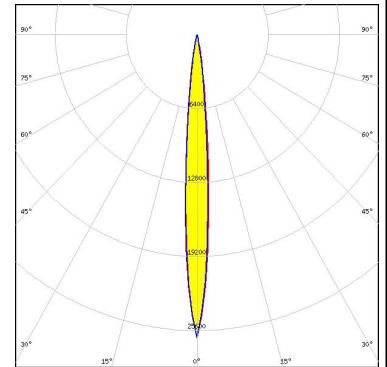
**LED** XP-G2 HE  
**FWHM / FWTM** 18.0° / 33.0°  
**Efficiency** 80 %  
**Peak intensity** 6.3 cd/lm  
**LEDs/each optic** 1  
**Light colour** White  
**Required components:**



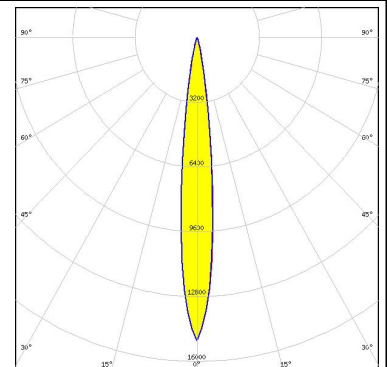
**LED** LUXEON C  
**FWHM / FWTM** 11.0° / 24.0°  
**Efficiency** 85 %  
**Peak intensity** 15.5 cd/lm  
**LEDs/each optic** 1  
**Light colour** White  
**Required components:**



**LED** LUXEON CZ  
**FWHM / FWTM** 9.0° / 19.0°  
**Efficiency** 91 %  
**Peak intensity** 26.2 cd/lm  
**LEDs/each optic** 1  
**Light colour** Red  
**Required components:**



**LED** OSCONIQ C 2424  
**FWHM / FWTM** 12.0° / 24.0°  
**Efficiency** 92 %  
**Peak intensity** 15 cd/lm  
**LEDs/each optic** 1  
**Light colour** White  
**Required components:**

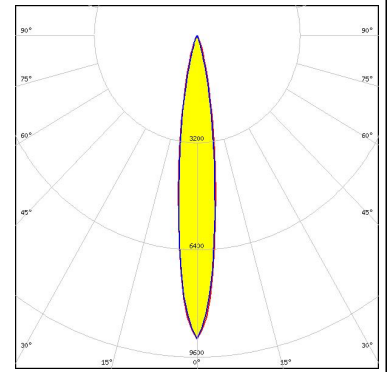


### OPTICAL RESULTS (SIMULATED):

#### OSRAM

Opto Semiconductors

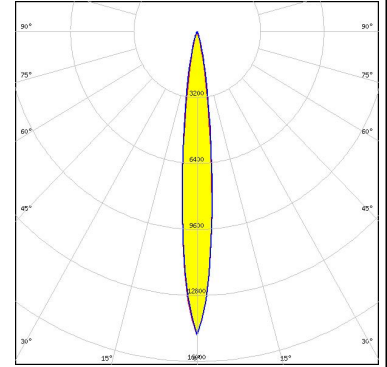
LED OSLOM Square CSSRM2/CSSRM3  
 FWHM / FWTM 14.0° / 32.0°  
 Efficiency 91 %  
 Peak intensity 9.1 cd/lm  
 LEDs/each optic 1  
 Light colour White  
 Required components:



#### OSRAM

Opto Semiconductors

LED OSRAM OSTAR Projection Compact (KW CSLPM1.TG)  
 FWHM / FWTM 12.0° / 25.0°  
 Efficiency 92 %  
 Peak intensity 14.7 cd/lm  
 LEDs/each optic 1  
 Light colour White  
 Required components:



#### OSRAM

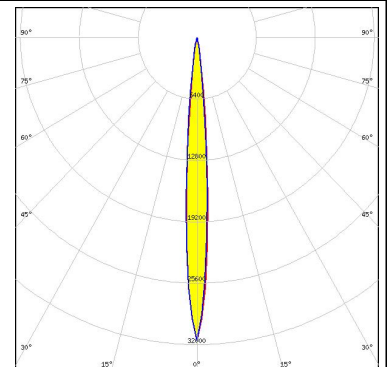
Opto Semiconductors

LED SFH 4170S  
 FWHM / FWTM 8.5°  
 Efficiency 78 %  
 LEDs/each optic 1  
 Light colour White  
 Required components:

#### SEOL

SEOL SEMICONDUCTOR

LED Z5  
 FWHM / FWTM 8.0° / 17.0°  
 Efficiency 91 %  
 Peak intensity 31.6 cd/lm  
 LEDs/each optic 1  
 Light colour White  
 Required components:



### OPTICAL RESULTS (SIMULATED):



### GENERAL INFORMATION:

NOTE: The typical beam angle will be changed by different color, chip size and chip position tolerance. The typical total beam angle is the full angle measured where the luminous intensity is half of the peak value.

### MATERIALS:

As part of our continuous research and improvement processes, and to ensure the best possible quality and availability of our products, LEDiL reserves the right to change material grades without notice.

### PRODUCT DATA USER AGREEMENT AND DISCLAIMER:

The measured data in the provided downloadable LEDiL Product Datasheets and Mechanical 2D-Drawings is rounded and provided as reference for planning. LEDiL Oy's optical specifications have been verified by conducting performance testing of the products in accordance with the company's quality system. The reported data are averaged results of multiple measurements with typical variation. LEDiL Oy reserves the right to without prior notification make changes and improvements to its products.

LEDiL Oy assumes neither warranty, nor guarantee nor any other liability of any kind for the contents and correctness of the provided data. The provided data has been generated with highest diligence but the provided data may in reality not represent the complete possible variation range of all intrinsic parameters. Therefore, in certain cases a deviation from the provided data could occur.

LEDiL Oy reserves the right to undertake technical changes of its products without further notification which could lead to changes in the provided data. LEDiL Oy assumes no liability of any kind for the possible deviation from any provided data or any other damage resulting from the usage of the provided data.

The user agrees to this disclaimer and user agreement with the download or usage of the provided files.

#### LEDiL Oy

Joensuunkatu 13  
FI-24240 SALO  
Finland

#### LEDiL Inc.

228 West Page Street  
Suite D  
Sycamore IL 60178  
USA

#### Ledil Optics Technology (Shenzhen) Co., Ltd.

# 405 , Block B  
Casic Motor Building  
Shenzhen 518057  
P.R.CHINA

#### Local sales and technical support

[www.ledil.com/  
where\\_to\\_buy](http://www.ledil.com/where_to_buy)

#### Shipping locations

Salo, Finland  
Hong Kong, China

#### Distribution Partners

[www.ledil.com/  
where\\_to\\_buy](http://www.ledil.com/where_to_buy)