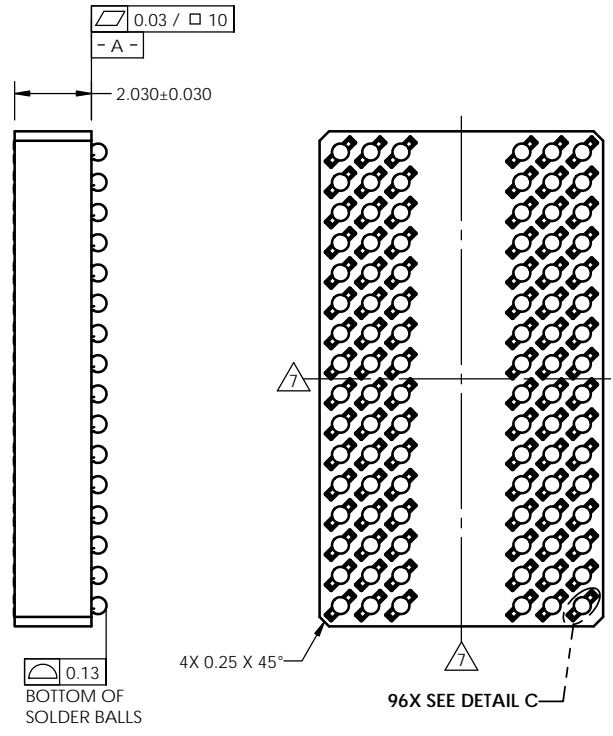
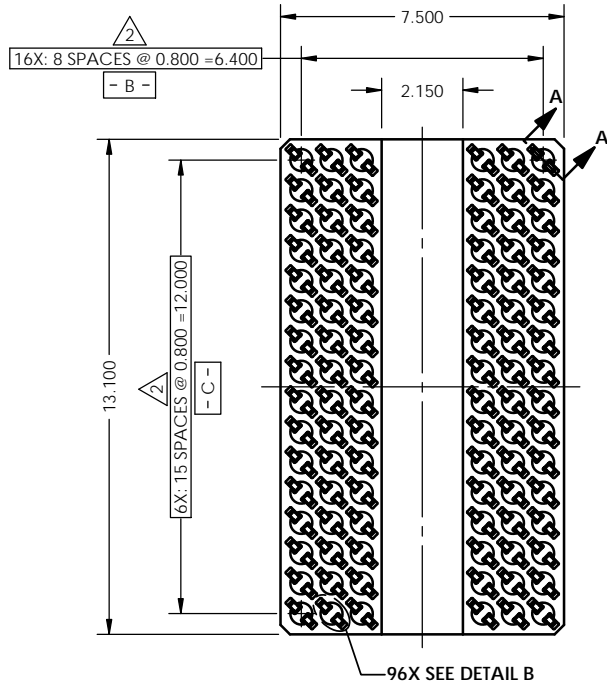
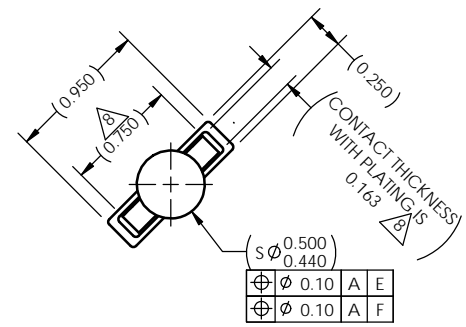
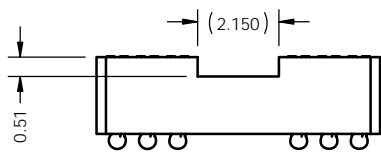


REV	ECO	BY	DESCRIPTION	APV	DATE
A	31470	AS	Initial Design	NSJ	01/30/14

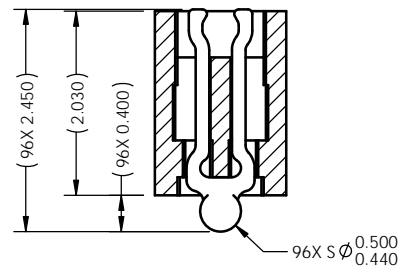


Notes:

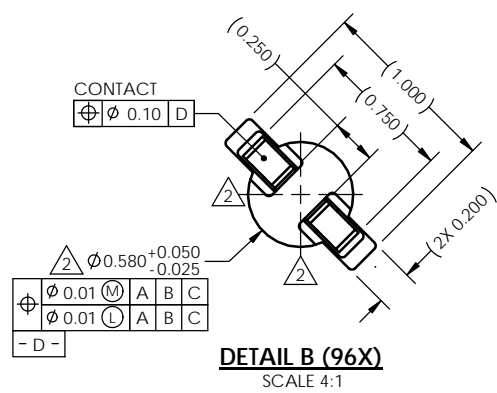
- Reference HSI0 Technologies specification 103862-0004 for solder attachment.
- Locates center of contact/slot.
- Reference HSI0 Technologies specification 103863-0001 for application notes.
- Footprint part number is 104311-0058.
- Datum **- B -** and **- C -** are determined by $\phi 0.580$ opening in corner slots.
- Unless otherwise noted, all features are located $\oplus 0.10$ A B C
- E -** Center of ball pattern.
- F -** Center of contact.



Parts List	
Part Number	Description
103864-0060	PRESS, DEVICE INSERT, GRYP 7.5X13.1 (SOLD SEPARATELY)
105900-0004	EXTRACTION TOOL, 4X53 (SOLD SEPARATELY)



SECTION A-A
SCALE 2:1



DETAIL B (96X)
SCALE 4:1

DETAIL C (96X)
SCALE 4:1

UNLESS OTHERWISE SPECIFIED:

DIMENSIONS ARE IN MILLIMETERS

TOLERANCES:

ANGULAR ± 1°

X.X ±0.25

X.XX ±0.10

X.XXX ±0.050

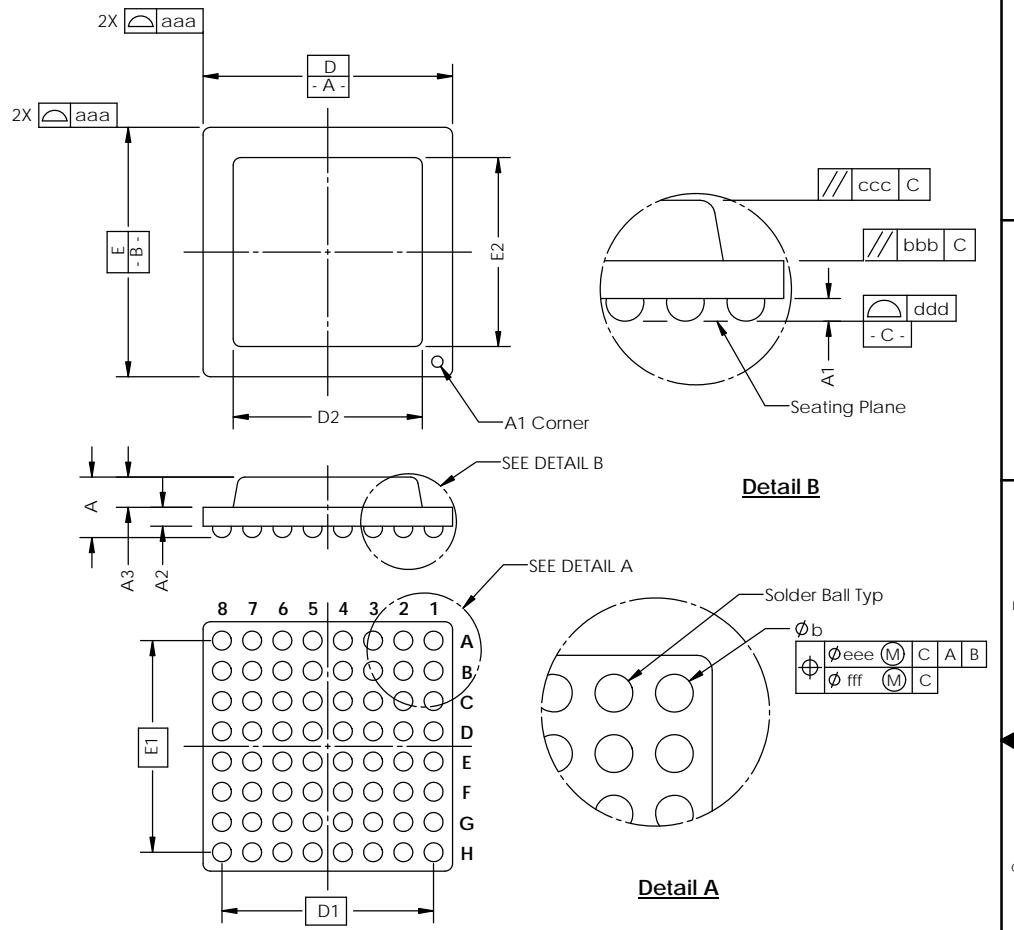
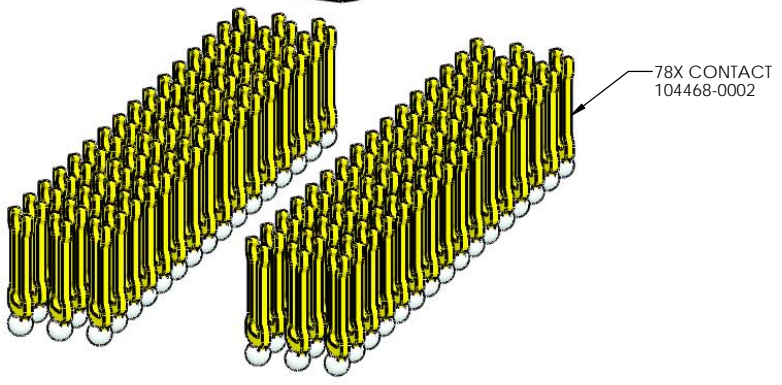
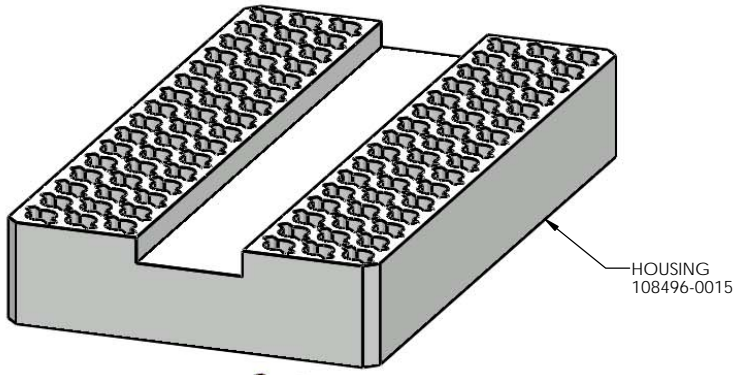
	NAME	DATE	HSIO TECHNOLOGIES, LLC. 13300 67th AVENUE NORTH MAPLE GROVE, MINNESOTA 55311 763-447-6260
DRAWN	AS	01/30/14	
CHECKED	MP	01/30/14	
LEGEND:			TITLE: SCKT, 96GRY7.5X13.1-0.80, W/EUTECTIC SOLDER BALLS
△ NOTE CALLOUT			
○ REVISION CHANGE			
MATERIAL SEE BOM FINISH			DWG. NO. 108493-0015
DO NOT SCALE DRAWING			REV A
			SCALE: 10:1 SIZE: C SHEET 1 OF 2

PROPRIETARY AND CONFIDENTIAL

THE INFORMATION CONTAINED IN THIS DRAWING IS THE SOLE PROPERTY OF HSI0 TECHNOLOGIES, LLC. ANY REPRODUCTION IN PART OR AS A WHOLE WITHOUT THE WRITTEN PERMISSION OF HSI0 TECHNOLOGIES, LLC IS PROHIBITED.

SOCKET FOR DEVICES THAT ARE WITHIN THESE SPECIFICATIONS					
Lead Count	N	96	Package Size	D	7.50
Columns	ND	9		E	13.10
Rows	NE	16	Ball Spacing	D1	6.400
Pitch	e	0.80		E1	12.000
Ball Size	b	0.45±0.05	Encapsulant/ Top Size	D2	n/a
Total Thickness	A	N/A		E2	n/a
Ball Height	A1	0.300 Min	Pattern Style	Irregular*	
Substrate Thickness	A2	N/A	Perimeter Rows	n/a	
Top Thickness	A3		Center Array	n/a	
Form Tolerances					
Edge	aaa	0.20	Bottom	ddd	0.15
Substrate	bbb	0.20	Position	eee	0.20
top	ccc	0.20	Position	fff	0.08

All dimensions are in millimeters.
*See footprint specification for pattern details.



Generic Representation with Full Grid Array

PROPRIETARY AND CONFIDENTIAL			
<small>THE INFORMATION CONTAINED IN THIS DRAWING IS THE SOLE PROPERTY OF HSIO TECHNOLOGIES, LLC. ANY REPRODUCTION IN PART OR AS A WHOLE WITHOUT THE WRITTEN PERMISSION OF HSIO TECHNOLOGIES, LLC IS PROHIBITED.</small>			
UNLESS OTHERWISE SPECIFIED:	NAME	DATE	HSIO TECHNOLOGIES, LLC. 13300 67th AVENUE NORTH MAPLE GROVE, MINNESOTA 55311 763-447-6260
DIMENSIONS ARE IN MILLIMETERS	DRAWN	AS 01/30/14	
TOLERANCES: ANGULAR: ± 1° XX ±0.25 XXX ±0.10 X.XXX ±0.050	CHECKED	MP 01/30/14	
LEGEND:			TITLE:
△ NOTE CALLOUT ○ REVISION CHANGE ○ ITEM NUMBER			SCKT, 96GRY7.5X13.1-0.80, W/EUTECTIC SOLDER BALLS
		DWG. NO.	REV
		108493-0015	A
		SCALE: 10:1	SIZE: C SHEET 2 OF 2