


Data sheet

1052.9 RK 35 RD



Feed-through terminal, Screw connection, Mounting type:Mounting rail TS 35/7.5 and TS 32, Rated cross-section: 35 mm², Width: 16 mm, Colour: Red

Business data

Article number	1052.9
Article name	RK 35 RD
GTIN (EAN)	4044211011079
Packaging unit	20
Quantity unit	PC
Weight per piece (not including packaging)	57.4 g
Weight per piece (including packaging)	60.25 g
Unit of weight	G
Customs number	85369010
Country of origin	CZ
Prio-Article	1052.2
Product description	Feed-through terminal

Data sheet

1052.9 RK 35 RD

Technical data

Dimensions

Length	58 mm
Width	16 mm
Height TS 35/7.5	71.5 mm
Height TS 32	76 mm

Ratings

Rated voltage	800 V
Rated current	125 A
Rated cross-section	35 mm ²
Rated impulse voltage	8 kV
Overvoltage category	III
Contamination degree	3
Maximum power dissipation for nominal condition	4 W

Data sheet

1052.9 RK 35 RD

Technical data

Connection data

Connection principle	Screw connection
Connection position	Lateral
Connections	2
Number of terminals per level	2
Number of levels	1
Wire cross-section single-core (rigid) / stranded, min.	2.5 mm ²
Wire cross-section single core (rigid)/stranded, max.	50 mm ²
Wire cross-section stranded, min.	2.5 mm ²
Wire cross-section stranded, max.	35 mm ²
Wire cross-section stranded with wire-end ferrules,min.	2.5 mm ²
Wire cross-section stranded with wire-end ferrules,max.	35 mm ²
Wire cross-section AWG, min.	12
Wire cross-section AWG, max.	2
Stripping length	20 mm
Screw head	Slotted
Screw threading	M 6
Tightening torque, min.	2.5 Nm
Tightening torque, max.	5 Nm
Wire cross-section single-core (rigid) / stranded, AWGmax.	2
Wire cross-section single-core (rigid) / stranded, AWGmin.	12
Wire cross-section stranded, AWG max.	2
Wire cross-section stranded, AWG min.	12
Wire cross-section stranded with wire-end ferrules, AWG min.	12

Materials

Insulation housing	Polyamide 6.6
Flammability class UL 94	V-2
Working temperature, min.	-40 °C
Working temperature, max.	105 °C

Further technical data

Mounting type	Mounting rail TS 35/7.5 and TS 32
Gauge plug acc. to EN 60 947-1	B9
Number of cross-connection channels	1
End plate required	✓

Data sheet

1052.9 RK 35 RD



Technical data

Environmental Product Compliance

REACH Candidate Substance Note	No
--------------------------------	----

Data sheet

1052.9 RK 35 RD

Approvals

Standards and regulations

EAC approval	TR ZU 004/2011
EAC approval granted	yes

CSA approval

CSA approval	C22.2 No 158
CSA approval granted	yes
CSA Usegroup C: rated voltage	600 V
CSA Usegroup C: rated current	100 A
CSA wire cross-section AWG, min.	12
CSA wire cross-section AWG, max.	2
CSA stripping length	20 mm
CSA torque, max.	5 Nm
CSA torque, min.	2.5 Nm
CSA File Number	042110_0_000

KEMA KEUR approval

KEMA KEUR approval	EN 60947-7-1:2009
KEMA KEUR approval granted	yes
KEMA rated voltage	800 V
KEMA rated current	125 A
KEMA rated impulse voltage	8 kV
KEMA wire cross-section single core (rigid), min.	2.5 mm ²
KEMA wire cross-section single-core (rigid), max.	50 mm ²
KEMA wire cross-section stranded, min.	2.5 mm ²
KEMA wire cross-section stranded, max.	35 mm ²

Data sheet

1052.9 RK 35 RD

Approvals

UL Recognized

UL approval	UL 1059
UL Usegroup C: rated voltage	600 V
UL Usegroup C: rated current	110 A
UL wire cross-section single-core (rigid) AWG, min.	12
UL wire cross-section single-core (rigid) AWG, max.	2
UL wire cross-section stranded AWG, min.	12
UL wire cross-section stranded AWG, max.	2
UL torque	22 Lb In
UL wire material	Cu
UL factory wiring	1
UL field wiring	1
UL File Number	E95701
UL Recognized	1

German Lloyd approval

DNV GL Certificate number	TAE000014T
DNV GL Location Classes	Temperature: B, Humidity: B, Vibration: A
DNV GL approval granted	1
DNV GL rated cross-section	35 mm ²
DNV GL rated current	135 A
DNV GL rated voltage	750 V
DNV GL test standard	IEC 60947-7-1:2002

Media



Accessories

Cover



Cover, Length: 38 mm, Width: 12.9 mm, Colour: Yellow


Article number	Article name	GTIN (EAN)	Packaging unit
<u>2820.0</u>	AD 1/16/B YE	4044211055462	20 ST



Cover, Length: 37.3 mm, Width: 16 mm, Colour: White

Article number	Article name	GTIN (EAN)	Packaging unit
<u>2970.0</u>	AD 1/16 WH	4044211056995	20 ST

End plate



End plate, Width: 1.5 mm, Colour: Beige

Article number	Article name	GTIN (EAN)	Packaging unit
<u>2116.2</u>	AP 35 BG	4044211049317	20

End stop



End stop, Mounting type: Mounting rail TS 35/7.5, Width: 9.5 mm, Colour: Beige

Article number	Article name	GTIN (EAN)	Packaging unit
<u>2828.0</u>	ES 35/K/ST BG	4044211055547	50

Cross-connector



Cross-connector, No. of poles: 10, Mounting type: Can be screwed on, Width: 153 mm, Rated cross-section: 35 mm², Colour: natural

Article number	Article name	GTIN (EAN)	Packaging unit
<u>2167.0</u>	Q 10	4044211049898	10 ST

Data sheet

1052.9 RK 35 RD

Cross-connector



Cross-connector, No. of poles: 2, Mounting type: Can be screwed on, Width: 25 mm, Rated cross-section: 35 mm², Colour: natural

Article number	Article name	GTIN (EAN)	Packaging unit
<u>2164.0</u>	Q 2	4044211049867	20 ST



Cross-connector, No. of poles: 4, Mounting type: Can be screwed on, Width: 57 mm, Rated cross-section: 35 mm², Colour: natural


Article number	Article name	GTIN (EAN)	Packaging unit
<u>2166.0</u>	Q 4	4044211049881	10 ST



Cross-connector, No. of poles: 3, Mounting type: Can be screwed on, Width: 41 mm, Rated cross-section: 35 mm², Colour: natural

Article number	Article name	GTIN (EAN)	Packaging unit
<u>2165.0</u>	Q 3	4044211049874	20 ST

Quick marking



Terminal marker / Pocket Maxicard, Length: 5 mm, Width: 6 mm, Colour: White

Article number	Article name	GTIN (EAN)	Packaging unit
<u>4702.7</u>	PMC SB 6/50 WH	4044211089986	500 ST

Screwdriver




Screwdriver with bare blade, Colour: Black-grey

Article number	Article name	GTIN (EAN)	Packaging unit
<u>1088.0</u>	SDB 1,2x6,5	4044211014810	1 ST

Partition plate

Data sheet

1052.9 RK 35 RD



Partition plate, Width: 1.5 mm, Colour: Beige

Article number	Article name	GTIN (EAN)	Packaging unit
<u>2117.2</u>	TW 35 BG	4044211049355	20