

# IndustrialNet™ TX6™ PLUS Connectors

## specifications

8-position, industrial connector shall be applicable for use in manufacturing environments and shall meet/exceed the ANSI/TIA-568-C.2 standard for Category 6 performance requirements. Bulkhead RJ45 jack and plug shall incorporate an IP67/68 rated seal and shall be designed to provide protection from dust and temporary immersion in water typically found in harsh industrial environments. Tethered protective cap shall ensure IP67/68 protection of the connector and plug in the unmated condition. Secondary seals on both the connector and plug shall provide an additional environmental barrier. Termination to a 4-pair 24 AWG 100 ohm twisted pair cable shall not require the use of a punchdown tool. An IP67/68 rating shall be achieved when mated with an IP67/68 and NEMA UL Type 12, 6/6P, 4X industrial grade, bayonet style patch cord.



## technical information

<b>Category 6/Class E channel and component performance:</b>	Exceeds channel and component requirements of ANSI/TIA-568-C.2 Category 6 and ISO11801 Class E standards at swept frequencies 1 to 250 MHz
<b>Electrical/mechanical performance:</b>	Meets all ODVA Ethernet/IP <sup>^</sup> electrical and mechanical performance requirements
<b>Environmental protection:</b>	Protects and seals connections against dust and water immersion to ANSI/IEC 60529-2004 Vibration, temperature and chemical resistant; shielded version further enhances electromagnetic performance
<b>FCC and ANSI/TIA compliance:</b>	Meets ANSI/TIA-1096-A; contacts plated with 50 microinches of gold for superior performance
<b>IEC compliance:</b>	Plug meets IEC 60603-7 specifications
<b>IP compliance:</b>	Rated IP67/68 for dust protection and temporary liquid immersion
<b>NEMA/UL compliance:</b>	Rated UL Type 12, 6/6P, 4X
<b>Packaging:</b>	Connector and plug include protective cap
<b>RoHS compliance status:</b>	Compliant
<b>PoE compliance:</b>	Meets IEEE 802.3af and IEEE 802.3at for PoE applications
<b>Conductor termination range:</b>	Wire cap compatible with 22 – 26 AWG solid or stranded cable with conductor insulation diameters of 0.060 in. max. and overall cable O.D. 0.200 in. to 0.330 in.

## key features and benefits

<b>Bulkhead anti-rotation washer</b>	Eliminates the potential for module rotation
<b>Connector mounting nut</b>	Holds bulkhead safely and securely from inside of enclosure
<b>Robust construction</b>	Plug contact plated with 50 microinches of gold
<b>Bayonet style interface</b>	Provides positive reinforcement during mated condition; rated to 100 mating cycles
<b>Protective cap</b>	Maintains IP67/68 seal during unmated connection
<b>Utilizes patented Giga-TX™ Technology</b>	Optimizes performance by reducing conductor untwist to less than 1/8"
<b>Forward motion termination</b>	Speeds installation and places no impact on critical components for maximum reliability
<b>Industry standard RJ45 interface</b>	Familiar to end users
<b>No punchdown tool required</b>	Can terminate with standard adjustable slipjaw pliers or optional termination tool (EGJT)
<b>Universal wiring scheme</b>	Termination cap is color coded for T568A and T568B wiring schemes
<b>Standard mounting</b>	Bulkhead connector fits into optional faceplate as well as standard IEC 1-13/64" (30.5mm) diameter mounting hole

## applications

IndustrialNet™ TX6™ PLUS Connectors provide an ideal solution to support Industrial Ethernet from the Local Area Network (LAN) based support offices to the processing devices on the plant floor. The connectors provide IP67/68 protection for work cells requiring wash down - common in the food and beverage industry where bacterial contamination is present. The bulkhead connector also offers high

temperature resilience, namely 85°C storage and 70°C operating. In manufacturing facilities such as metal processing, welding, and chemical batch processing, high temperatures are normal. Vibration is also a concern, as in automotive panel stamping plants and work cells. The IndustrialNet™ TX6™ PLUS Connectors protect the RJ45 mating even in the most severe vibration applications.

### IndustrialNet™ TX6™ PLUS Connectors

<b>UTP:</b>	IAEBH6
<b>Shielded:</b>	IAEBH6S
<b>Coupler module:</b>	IAEBHC6

### IndustrialNet™ TX6™ Patch Cords

<b>UTP with caps:</b>	IUTPSP3BL*
<b>UTP without caps:</b>	IUTPSPNC3BL*
<b>STP with caps:</b>	ISTPSP1MBL**
<b>STP without caps:</b>	ISTPSPNC1MBL**

### IndustrialNet™ Stainless Steel Faceplates

<b>Single gang:</b>	IAEFP1
<b>Double gang:</b>	IAEFP2-2G

### Tools and Accessories

<b>Empty bulkhead:</b>	IAEBH
<b>Termination tool (optional):</b>	EGJT or TGJT
<b>Wire snipping tool:</b>	CWST
<b>Wire stripping tool:</b>	CJAST

\*For lengths 5, 7, 10, 15, or 20 feet, change the length designation in the part number to the desired length. For example, the part number for a 7-foot, UTP patch cord is IUTPSP7BLY.

\*\*For lengths 2, 3 or 5 meters, change the length designation in the part number to the desired length. For example, the part number for a 5-meter, shielded patch cord is ISTPSP5MBLY.


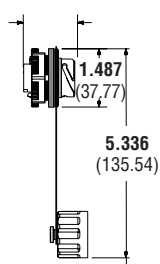
<sup>^</sup>EtherNet/IP is a trademark of ODVA.

## Test Results

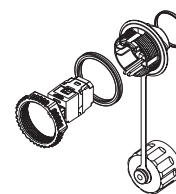
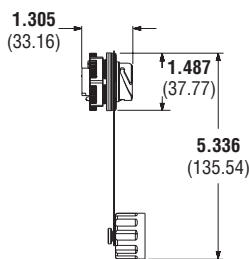
Mechanical Test	Test Method	Measurement	Required Performance
<i>Normal Force</i>	—	Load (grams)	> 100
<i>Vibration</i>	IEC 512-6d	Circuit Resistance Change (mOhms)	< 40
<i>Shock</i>	IEC 512-6c	Contact Disturbance (microsecond)	< 5
<i>Durability</i>	IEC 512-9a	Circuit Resistance Change (mOhms)	< 40
<i>Mating/Unmating</i>	IEC 512-13b	Mating Force (N)	< 20
		Unmating Force (N)	< 20

Mechanical Test	Test Method	Measurement	Required Performance
<i>Low Level Circuit Resistance</i>	IEC 512-2a	Resistance (mOhms)	< 20
<i>Dielectric Withstand Voltage</i>	IEC 512-4a	1000VAC, 1 minute	Passed
<i>Insulation Resistance</i>	IEC 512-3a	Resistance (MOhms)	> 500

Mechanical Test	Test Method	Measurement	Required Performance
<i>Temperature Life</i>	IEC 512-9b	Circuit Resistance Change (mOhms)	< 40
<i>Humidity</i>	IEC 512-11c	Circuit Resistance Change (mOhms)	< 40
<i>Thermal Shock</i>	IEC 512-11d	Circuit Resistance Change (mOhms)	< 40
<i>Climactic Sequence</i>	IEC 512-11a	Circuit Resistance Change (mOhms)	< 40
<i>Flowing Mixed Gas Corrosion</i>	IEC 512-11g	Circuit Resistance Change (mOhms)	< 40



**IAEBH6**



**IAEBHC6**

Dimensions are in inches (Dimensions in parentheses are metric)

### WORLDWIDE SUBSIDIARIES AND SALES OFFICES

PANDUIT US/CANADA  
Phone: 800.777.3300

PANDUIT EUROPE LTD.  
London, UK  
Phone: 44.20.8601.7200

PANDUIT SINGAPORE PTE. LTD.  
Republic of Singapore  
Phone: 65.6305.7575

PANDUIT JAPAN  
Tokyo, Japan  
Phone: 81.3.6863.6000

PANDUIT LATIN AMERICA  
Guadalajara, Mexico  
Phone: 52.33.3777.6000

PANDUIT AUSTRALIA PTY. LTD.  
Victoria, Australia  
Phone: 61.3.9794.9020

For a copy of Panduit product warranties, log on to [www.panduit.com/warranty](http://www.panduit.com/warranty)

For more information

Visit us at [www.panduit.com](http://www.panduit.com)

[iai@panduit.com](mailto:iai@panduit.com)

©2018 Panduit Corp.  
ALL RIGHTS RESERVED.  
COSP255--WW-ENG  
4/2018